

# COLLEGE OF FINE ARTS SUMMARY: UNLV CAREER OUTCOMES 2005 - 2006

A summary of the Career Outcomes Survey conducted by Career Services staff three months after graduation

## Top 5 Majors

1. Music
2. Film
3. Art
4. Architecture
5. Dance

### Total Respondents from College of Fine Arts (56)

Undergraduates 44/56=79%

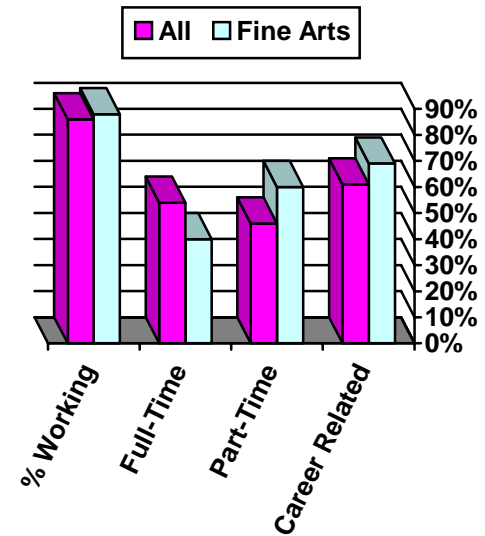
Graduates 12/56=21%

### Percentage of Fine Arts Graduating Class represented by Survey

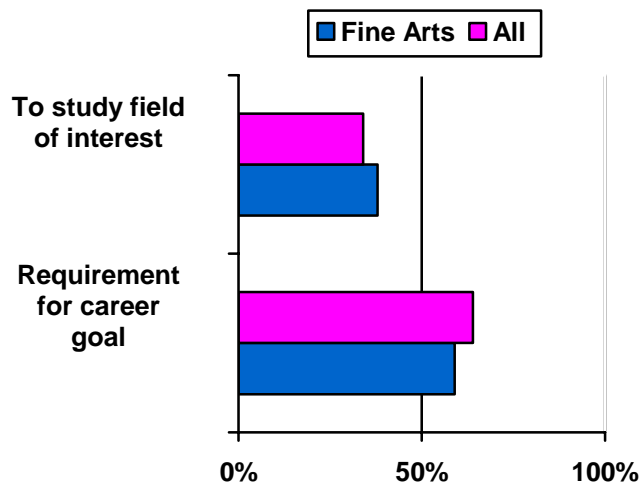
Undergraduates 44/175 = 25%

Graduates 12/41 = 29%

## Employment Status of Respondents while in School



## Primary Reason for Pursuing a Degree



### CAREER EXPERIENCE CAN MAKE A DIFFERENCE!

88% of Fine Arts students indicated they worked while attending school, and only 40% of those characterized their work as primarily full-time.

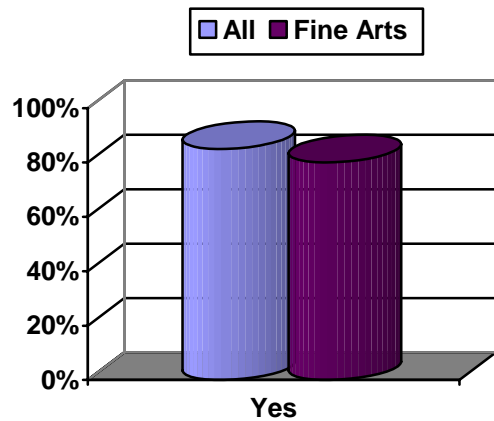
Of the students who reported working while in school, 69% said their pre-graduation employment was related to their field of study. This is higher to the campus overall (61%) and suggests that a number of Fine Arts students are engaging in their field of interest prior to graduation.

The national trend continues as students with career-related experience develop marketable skills and networks of employer contacts leading to greater success in their career searches upon graduation.

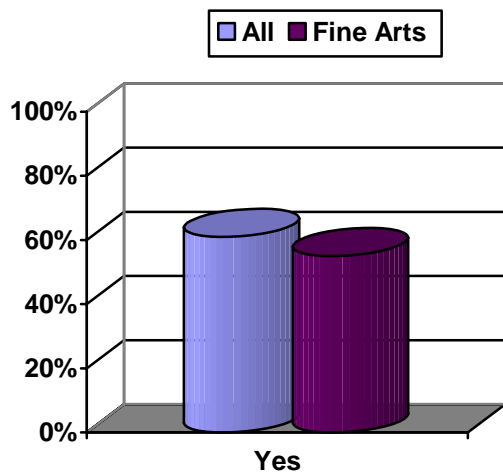
### TOP 7 CAREER SERVICES UTILIZED BY STUDENTS

- #1 "Backpacks to Briefcases" Career Handbook
- #2 UNLV Career Day
- #3 Career Services' main web page
- #4 Met with a Career Counselor
- #5 Walk-in Resume Critique
- #6 In-office Computer Lab
- #7 In-class presentation by Staff Member

**Do you believe your UNLV education has prepared you for your chosen profession?**



**Did the degree you recently completed through UNLV help you obtain, enhance your status in and/or make you eligible for promotion in your current position?**



**JOB OUTLOOK:  
Continued Improvement!**

The job market for 2005 – 2006 graduates was much improved, with more employers seeking UNLV students and alumni than in the previous 4 years. Graduates reporting career-related current employment status within 3 months of graduation revealed good results for all career interests and college majors (see chart below).

55% of Fine Arts respondents felt their degree helped them obtain, enhance their status in, and/or made them eligible for promotion in their current positions **The good news is On-Campus Recruiting interview opportunities significantly increased for the second year in a row, by 28% overall.** This increase contributed to the **71% employment rate for 2005 – 2006 Fine Arts graduates**, out of which 62% were in career related positions. However, a large number of the “unemployed” respondents were actively pursuing graduate school, relocating, or taking time off.

Responding students identified our career handbook’, ‘annual career day and the ‘Career Services website as the top three tools they utilized from us. Students should use all available tools in their job searches, including the online web-based job and internship postings, Resume Books, and On-Campus Recruiting, all part of **UNLV CareerLink**, our online recruiting management system. In addition we host career fairs twice a year, which are great opportunities for networking and researching current and future employment and internship opportunities.

**NEED MORE INFO?  
<http://hire.unlv.edu>**

Click the red “Publications” button on the Career Services’ main web page for direct access to the 2005–2006 Graduating Students Survey Response Database.

We used Survey Monkey to gather the data and report the responses from our graduates. This system enables filtering of the responses (by individual colleges, majors, graduation dates, etc.) so you can see only the responses you’re interested in.

More reports, including this and previous years’ Executive Summaries, can be accessed through this same link as they become available!

**CAREER, SALARY OFFERS & JOB STATUS  
OF RESPONDENTS BY COLLEGE**

	<b>All</b>	<b>Fine Arts</b>
<b>Currently Employed</b>	76%	71%
<b>Career-related Current Employment</b>	66%	62%
<b>Current Employment Full-time Status</b>	78%	72%
<b>Used UNLV CareerLink (Job Search System)</b>	26%	13%
<b>Received Career Offers through OCR</b>	14%	0%
<b>Salary Offers – High:</b>	\$200,000	\$60,000
<b>Average:</b>	\$41,611	\$33,364
<b>Low:</b>	\$14,000	\$15,000
<b>Actively Pursuing Graduate Studies</b>	26%	26%

**Listing of Job Offers Accepted**

<b>Company Name</b>	<b>Job Title</b>	<b>City</b>	<b>State</b>	<b>Salary</b>
Atkins Park Tavern	Hostess	Smyferna	Georgia	\$18,000
Bakers Footwear Group	Floor Supervisor	Phoenix	Arizona	\$16,000
Bridge Counseling	counselor intern	Las Vegas	Nevada	\$35,000
Cache Media Works	Graphic Designer	Henderson	Nevada	\$60,000
CAEO	Student worker	Las Vegas	Nevada	\$20,000
Calvary Chapel School	Music Teacher	Las Vegas	Nevada	\$35,000
CineVegas	Operations Manager	Las Vegas		\$36,000
Clark County School District	Substitute Teacher	Las Vegas	Nevada	\$22,500
Clark County School District	Orchestra Teacher	Las Vegas	Nevada	\$35,000
Clark County School District	Music Specialist	Las Vegas	Nevada	\$31,000
Coast Hotels & Casinos	Construction Assist.	Las Vegas	Nevada	\$50,000
Dance Fusion	Teacher/Choreographer	Las Vegas	Nevada	\$50,000
Domino's Pizza	Driver	Las Vegas	Nevada	\$15,000
EBgames.com	Senior Sales Associate	Las Vegas	Nevada	\$26,000
Great harvest Bread Company	Kneader	Henderson	Nevada	\$16,000
Greenspun Media Gp	Advertising Sales Rep	Henderson	Nevada	\$55,000

<b>Company Name</b>	<b>Job Title</b>	<b>City</b>	<b>State</b>	<b>Salary</b>
KJE Consulting Engineers, Inc.	Designer	Las Vegas	Nevada	\$50,000
Luxor Hotel and Casino	Hairspray ticketing attendant	Las Vegas	Nevada	\$20,000
Mirage hotel	Guest Svc Representative	Las Vegas	Nevada	\$31,080
Mountain Brook City	Music Teacher	Birmingham	AL	\$40,000
Nane group	VIP marketing host'	Las Vegas	Nevada	\$30,000
Peylmen Architects	Project manager	Las Vegas	Nevada	\$60,000
Self employed/CCSN	Musician/ Educator	Las Vegas	Nevada	\$30,000
Studio VBM LLC	Project Designer	Las Vegas	Nevada	\$50,000
Suzanne Retan Architect	Drafter	Las Vegas	Nevada	\$20,000
Tate Snyder Kimsey Architects	Project Coordinator	Henderson	Nevada	\$40,000
UMR cooperative extension	Community based instructor	Las Vegas	Nevada	\$32,000
Walgreens	Pharmacy technician	Henderson	Nevada	\$19,000
Washington State University	Resident education director	Pullman	Washington	\$25,000

