

COLLEGE OF HOTEL SUMMARY: UNLV CAREER OUTCOMES 2005 - 2006

A summary of the Career Outcomes Survey conducted by Career Services staff three months after graduation

Top 5 Majors

1. Hotel Administration
2. Hospitality Administration
3. Recreation
4. Gaming Management
5. Culinary Arts Management

Total Respondents from College of Hotel (75)

Undergraduates 63/75 = **84%**

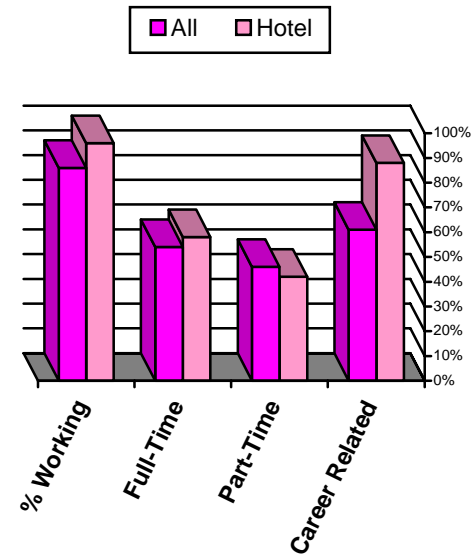
Graduates 12/75 = **16%**

Percentage of Hotel Graduating Class represented by Survey

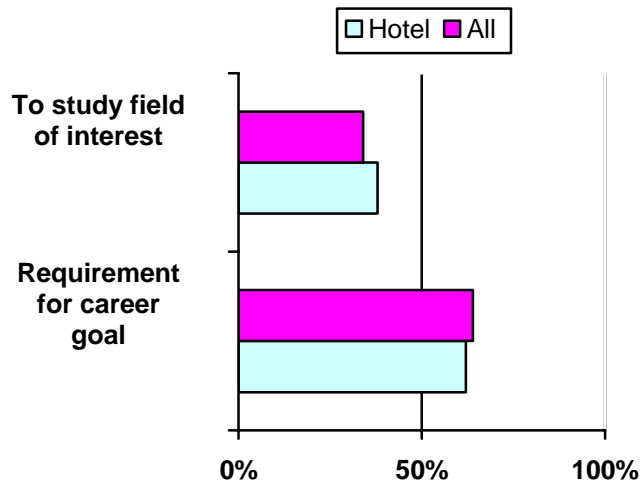
Undergraduates 63/369 = **17%**

Graduates 12/70 = **17%**

Employment Status of Respondents While in School



Primary Reason for Pursuing a Degree



CAREER EXPERIENCE CAN MAKE A DIFFERENCE!

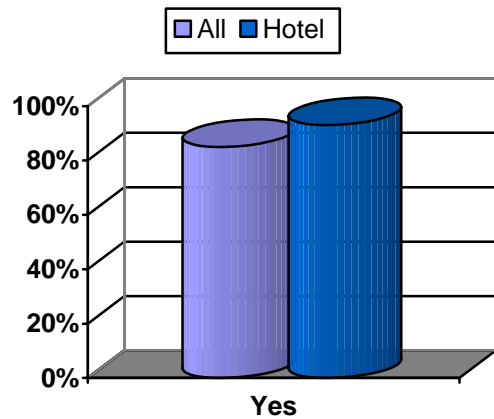
Overall, 96% of respondents indicated they worked while attending school and 58% of those characterized their work as primarily full-time.

Of the students who reported working while in school, 88% said their pre-graduation employment was related to their field of study. College of Hotel respondents were found feeling most prepared by their education (93%), compared to the other colleges (85% average). The national trend continues as students with career-related experience develop marketable skills and networks of employer contacts leading to greater success in their career searches upon graduation.

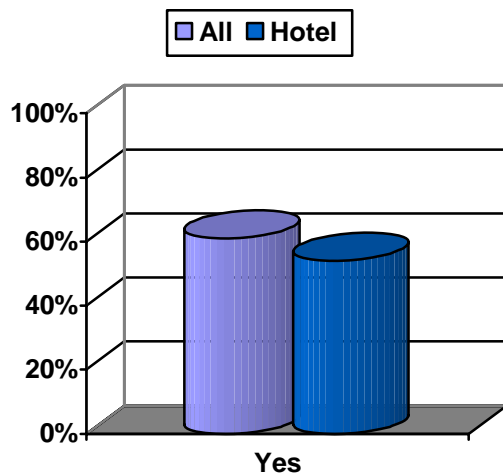
TOP 7 CAREER SERVICES UTILIZED BY STUDENTS

- #1 UNLV Career Day
- #2 "Backpacks to Briefcases" Career Handbook
- #3 Hospitality and Business Marketplace (each Fall)
- #4 Walk-In Resume Critique
- #5 Career Services' main web-page
- #6 In-office Computer Lab
- #7 In-class presentation by staff member

Do you believe your UNLV education has prepared you for your chosen profession?



Did the degree you recently completed through UNLV help you obtain, enhance your status in and/or make you eligible for promotion in your current position?



**JOB OUTLOOK:
Continued Improvement!**

The job market for 2005 – 2006 graduates was much improved, with more employers seeking UNLV students and alumni than in the previous 4 years. Graduates reporting career-related current employment status within 3 months of graduation revealed good results for all career interests and college majors (see chart below).

54% of College of Hotel respondents felt their degree helped them obtain, enhance their status in, and/or made them eligible for promotion in their current positions. Good news is that On-Campus Recruiting interview opportunities increased for the second year, by 28%. This increase contributed to the overall **84% employment rate for the College of Hotel 2005 – 2006 graduates**. However, a large number of the “unemployed” respondents were actively pursuing graduate school, relocating, or taking time off.

Responding students identified our ‘annual career day’, ‘career handbook’, and the ‘Hospitality & Business Marketplace (each Fall)’ as the top three tools they utilized from us. Students should use all available tools in their job searches, including the online web-based job and internship postings, Resume Books, and On-Campus Recruiting, all part of **UNLV CareerLink**, our online recruiting management system. In addition we host career fairs twice a year, which are great opportunities for networking and researching current and future employment and internship opportunities.

**NEED MORE INFO?
<http://hire.unlv.edu>**

Click the red “Publications” button on the Career Services’ main web page for direct access to the 2005–2006 Graduating Students Survey Response Database.

We used Survey Monkey to gather the data and report the responses from our graduates. This system enables filtering of the responses (by individual colleges, majors, graduation dates, etc.) so you can see only the responses you’re interested in.

More reports, including this and previous years’ Executive Summaries, can be accessed through this same link as they become available!

**CAREER, SALARY OFFERS & JOB STATUS
OF RESPONDENTS BY COLLEGE**

	All	Hotel
Currently Employed	76%	84%
Career-related Current Employment	66%	80%
Current Employment Full-time Status	78%	77%
Used UNLV CareerLink (Job Search System)	26%	34%
Received Career Offers through OCR	14%	17%
Salary Offers - High:	\$200,000	\$108,000
Average:	\$41,611	\$37,586
Low:	\$14,000	\$20,000
Actively Pursuing Graduate Studies	26%	16%

Listing of Job Offers Accepted

Company Name	Job Title	City	State	Salary
Anthem	Hostess/busser	Boston	Massachusetts	\$20,000
Beverly Hills Peninsula	Entry level assistant manager	Los Angeles	California	\$36,000
Caesars Palace	Front Desk Agent	Las Vegas	Nevada	\$27,300
Caesars Palace	Concierge	Las Vegas	Nevada	\$26,500
Caesars Palace	Management trainee	Las Vegas	Nevada	\$42,000
Cheesecake Factory	Classroom Facilitator, Lead Trainer	Honolulu	Hawaii	\$40,000
Cherokee Nation Enterprises	Front Office Manger	Catoosa	Oklahoma	\$36,500
Cherokee nation	financial projects coordinator	Tahlequah	Oklahoma	\$40,000
City and County of Honolulu	Recreation Aid	Kaneohe	Hawaii	\$50,000
Coastal Carolina University	Assistant professor	Conway	South Carolina	\$96,000
Dumbelman Fitness Eqpt	Office manager	Las Vegas	Nevada	\$30,000
Emerald Island Casino	Casino Ambassador	Henderson	Nevada	\$20,000
Fairmont San Francisco	F&B Management Trainee	San Francisco	California	\$40,000
Four seasons hotel	reservations agent	Las Vegas	Nevada	\$34,780
Four Seasons Hotel	HR Coordinator	Las Vegas	Nevada	\$38,340
GES	Operations Supervisor	Las Vegas	Nevada	\$45,250
Gold Coast Hotel and Casino	Front desk clerk	Las Vegas	Nevada	\$23,200
Harrahs Entertainment	Sales Manager	Las Vegas	Nevada	\$36,000
Hooter/Martini 13	Lead Hostess	Las Vegas	Nevada	\$30,000

Company Name	Job Title	City	State	Salary
Hooters hotel & casino	Hooters Bar Manager	Las Vegas	Nevada	\$40,000
Hyatt	Corporate Management Trainee	Atlanta	Georgia	\$33,000
International Sch of Hospitality	Program Coordinator	Las Vegas	Nevada	\$23,000
Lewis Brisbios Bisgaard & Smith	File Clerk	Las Vegas	Nevada	\$22,000
Las Vegas Painted Golf Resort	Tournament Coordinator	Las Vegas	Nevada	\$28,000
Mandalay Bay//MGM Grand	Front Desk Manager	Las Vegas	Nevada	\$36,000
MasterCorp, Inc.	Employee Development Manager	Crossville	Tennessee	\$56,500
MGM	Restaurant Manager	Las Vegas	Nevada	\$37,000
MGM Grand	VIP Concierge	Las Vegas	Nevada	\$28,800
MGM Grand	concierge	Las Vegas	Nevada	\$30,200
MGM/Mirage Corporate Office	Entertainment Reservation Sup.	Las Vegas	Nevada	\$35,000
Nuance Global Traders	Beauty Advisor	Las Vegas	Nevada	\$24,000
OK State University	Asst. Professor	Stillwater	Oklahoma	\$75,000
Outrigger Hotels &resorts	Guest Service	Honolulu	Hawaii	\$23,040
Paris Las Vegas	Restaurant Assistant Manager	Las Vegas	Nevada	\$33,000
Presentation Services	Sales Manager	Las Vegas	Nevada	\$40,000
Prudential Americana Group	Realtor/Sales Executive	Henderson	Nevada	\$60,000
Really Big Casino	Gaming Manager	Las Vegas	Nevada	\$75,000
Resorts International	Director	Las Vegas	Nevada	\$108,000
RMI Inc.	Condo Conversion Specialist	Las Vegas	Nevada	\$36,000
Sephora	Make-up Artist/Beauty Consultant	Las Vegas	Nevada	\$24,820
Showtickets.com	outside sales agent	Las Vegas	Nevada	\$36,000
Silver Legacy	VIP Room Supervisor	Reno	Nevada	\$24,000
Soft Switching Technologies	Electrical Engineering Tech	Middleton	Wisconsin	\$33,000
Soirees Catering	supervisor/bartender	Las Vegas	Nevada	\$24,000
The Westin Casuarinas Hotel	Rooms Controller	Las Vegas	Nevada	\$25,000
UNLV	Asst. programming coordinator	Las Vegas	Nevada	\$31,200
Washington mutual	operations supervisor	Las Vegas	Nevada	\$31,000
Wells Fargo Financial	Senior Credit Manager	West Jordan	Utah	\$30,000
Wynn Las Vegas	Meetings concierge	Las Vegas	Nevada	\$40,000
Wynn Las Vegas	Food & Beverage Asst Staffing Mgr	Las Vegas	Nevada	\$42,500
YMCA	Director	Los Angeles	California	\$20,000