

MBA SUMMARY: UNLV CAREER OUTCOMES 2005 - 2006

A summary of the Career Outcomes Survey conducted by Career Services staff three months after graduation

Major

Business Administration (MBA)

(Note: Additional career outcomes information available through the College of Business MBA Counselor)

Total Respondents from MBA

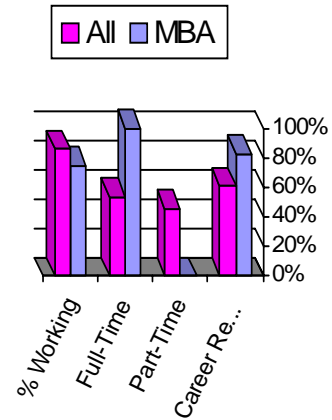
(8)

Graduates 8/8 = 100%

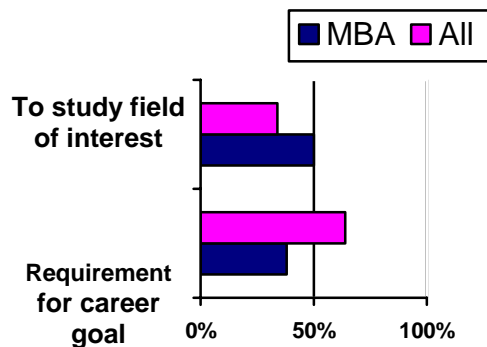
Percentage of Graduates with MBAs represented by Survey

Graduates 8/68 = 12%

Employment Status of Respondents while in School



Primary Reason for Pursuing a Degree



CAREER EXPERIENCE CAN MAKE A DIFFERENCE!

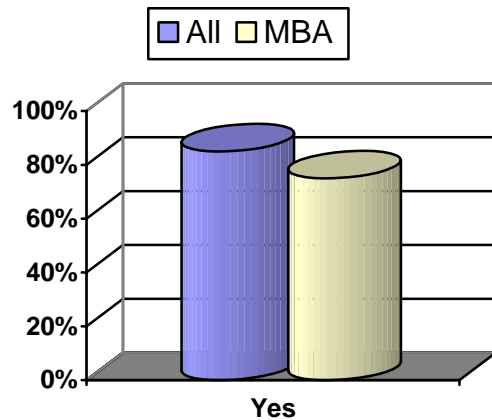
For MBA graduates, 75% of respondents indicated they worked while attending school, lower than the average for all students (86%). Of those who did work, 100% characterized their work as primarily full-time, compared to 54% for all students.

Of the students who reported working while in school, 83% said their pre-graduation employment was related to their field of study. The national trend continues as students with career-related experience develop marketable skills and networks of employer contacts leading to greater success in their career searches upon graduation.

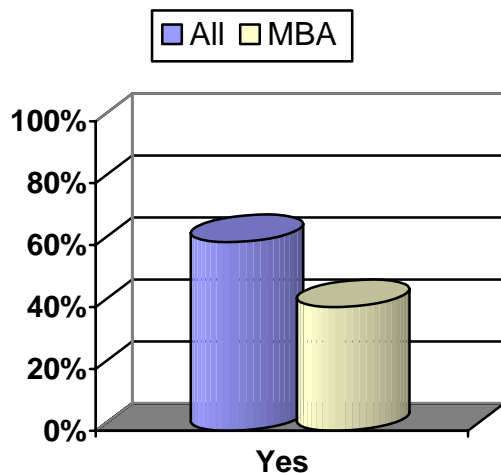
TOP 7 CAREER SERVICES UTILIZED BY STUDENTS

- #1 In-class presentation by Staff Member
- #2 "Backpacks to Briefcases" Career Handbook
- #3 UNLV Career Day
- #4 Met with a Career Counselor
- #5 Walk-In Resume Critique
- #6 Career services' web-page
- #7 Interview Savvy/Employer Panel

Do you believe your UNLV education has prepared you for your chosen profession?



Did the degree you recently completed through UNLV help you obtain, enhance your status in and/or make you eligible for promotion in your current position?



**JOB OUTLOOK:
Much Improved!**

The job market for 2005 – 2006 graduates was much improved, with more employers seeking UNLV students and alumni than in the previous 4 years. Graduates reporting career-related current employment status within 3 months of graduation revealed good results for all career interests and college majors (see chart below).

40% of MBA respondents felt their degree helped them obtain, enhance their status in, and/or made them eligible for promotion in their current positions. On-Campus Recruiting interview opportunities for MBAs significantly increased, totaling 11% of the visits by employers recruiting Business majors. This increase contributed to the **75% employment rate for 2005 – 2006 graduates with MBAs**. However, a large number of the “unemployed” respondents were actively pursuing graduate school, relocating, or taking time off.

Responding students identified our ‘In-class presentation by staff member’, annual career day and the ‘career handbook’ as the top three tools they utilized from us. Students should use all available tools in their job searches, including the online web-based job and internship postings, Resume Books, and On-Campus Recruiting, all part of **UNLV CareerLink**, our online recruiting management system. In addition we host career fairs twice a year, which are great opportunities for networking and researching current and future employment and internship opportunities.

**NEED MORE INFO?
<http://hire.unlv.edu>**

Click the red “Publications” button on the Career Services’ main web page for direct access to the 2005–2006 Graduating Students Survey Response Database.

We used Survey Monkey to gather the data and report the responses from our graduates. This system enables filtering of the responses (by individual colleges, majors, graduation dates, etc.) so you can see only the responses you’re interested in.

More reports, including this and previous years’ Executive Summaries, can be accessed through this same link as they become available!

**CAREER, SALARY OFFERS & JOB STATUS
OF RESPONDENTS FOR THE COLLEGE OF BUSINESS**

	All	MBA
Currently Employed	76%	75%
Career-related Current Employment	66%	80%
Current Employment Full-time Status	78%	100%
Used UNLV CareerLink (Job Search System)	26%	14%
Received Career Offers through OCR	14%	0%
Salary Offers – High:	\$200,000	\$143,000
 Average:	\$41,611	\$77,600
 Low:	\$14,000	\$48,000
Actively Pursuing Graduate Studies	26%	14%

Listing of Job Offers Accepted

Company Name	Job Title	City	State	Salary
Bechtel National Inc.	Planner/Scheduler	Ft. Greely	Alaska	\$60,000
Department of Interior	Team Lead	Boulder City	Nevada	\$70,000
HSBC Card Services	Business Analyst	Las Vegas	Nevada	\$48,000
Sprint	SOM	Las Vegas	Nevada	\$143,000
St. Rose Dominican Hospital	Wellness Coordinator	Henderson	Nevada	\$67,000

