

COLLEGE OF SCIENCES SUMMARY: UNLV CAREER OUTCOMES 2005 - 2006

A summary of the Career Outcomes Survey conducted by Career Services staff three months after graduation

Top 5 Majors

1. Biological Sciences
2. Mathematical Sciences
3. Geoscience
4. Chemistry
5. Science

Total Respondents from College of Sciences (53)

Undergraduate 41/53 = 77%

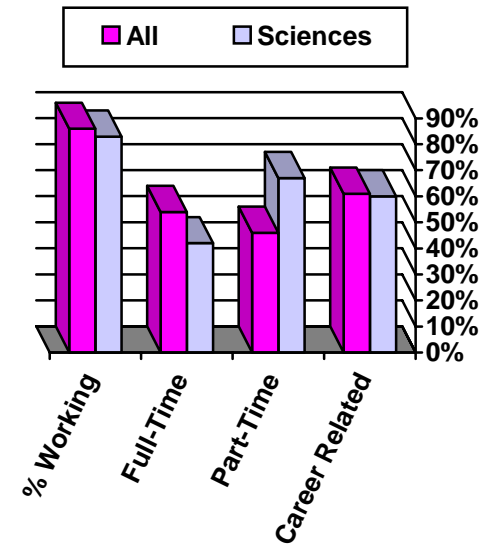
Graduates 16/53 = 30%

Percentage of College of Sciences Graduating Class represented by Survey

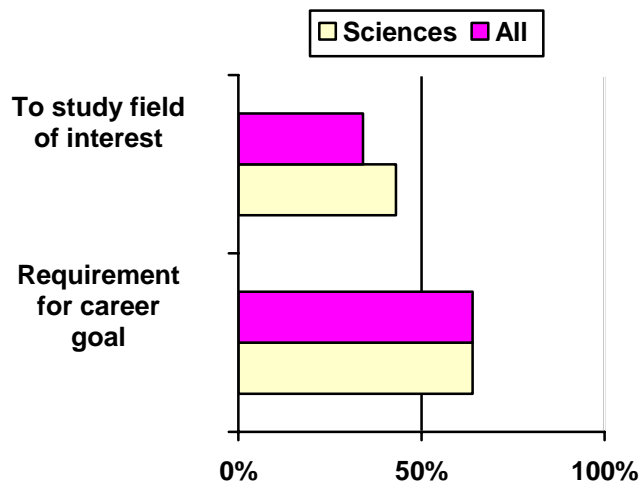
Undergraduates 41/141 = 29%

Graduates 16/54 = 30%

Employment Status of Respondents while in School



Primary Reason for Pursuing a Degree



CAREER EXPERIENCE CAN MAKE A DIFFERENCE!

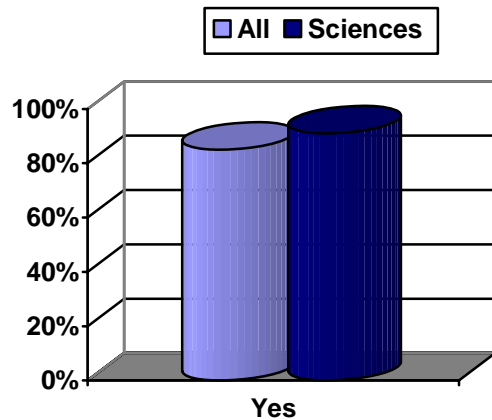
For College of Science students, 83% of respondents indicated they worked while attending school and 42% of those characterized their work as primarily full-time.

Of the students who reported working while in school, 60% said their pre-graduation employment was related to their field of study compared to 61% for all respondents. The national trend continues as students with career-related experience develop marketable skills and networks of employer contacts leading to greater success in their career searches upon graduation.

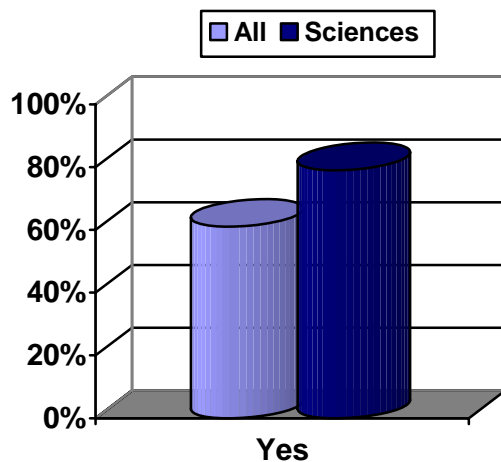
TOP 7 CAREER SERVICES UTILIZED BY STUDENTS

- #1 UNLV Career Day (each Spring semester)
- #2 "Backpacks to Briefcases" Career Handbook
- #3 Met with a Career Counselor
- #4 In-office Computer Lab
- #5 Career Services' main web page
- #6 Walk-In Resume Critique
- #7 In-office Career Library

Do you believe your UNLV education has prepared you for your chosen profession?



Did the degree you recently completed through UNLV help you obtain, enhance your status in and/or make you eligible for promotion in your current position?



**JOB OUTLOOK:
Continued Improvement!**

The job market for 2005 – 2006 graduates was much improved, with more employers seeking UNLV students and alumni than in the previous 4 years. Graduates reporting career-related current employment status within 3 months of graduation revealed good results for all career interests and college majors (see chart that follows).

79% of College of Sciences respondents felt their degree helped them obtain, enhance their status in, and/or made them eligible for promotion in their current positions. **The good news is On-Campus Recruiting interview opportunities significantly increased for the second year in a row, by 28% overall.** This increase contributed to the overall **76% employment rate for 2005 – 2006 graduates.** **Although science majors fared less well with 71% employment, with 83% of those in career related positions,** a large number of the “unemployed” respondents were actively pursuing graduate school.

Responding students identified our ‘annual career day’, ‘career handbook’ and the ‘met with a Career counselor’ as the top three tools they utilized from us. Students should use all available tools in their job searches, including the online web-based job and internship postings, Resume Books, and On-Campus Recruiting, all part of **UNLV CareerLink**, our online recruiting management system. In addition we host career fairs twice a year, which are great opportunities for networking and researching current and future employment and internship opportunities.

**NEED MORE INFO?
<http://hire.unlv.edu>**

Click the red “Publications” button on the Career Services’ main web page for direct access to the 2005–2006 Graduating Students Survey Response Database.

We used Survey Monkey to gather the data and report the responses from our graduates. This system enables filtering of the responses (by individual colleges, majors, graduation dates, etc.) so you can see only the responses you’re interested in.

More reports, including this and previous years’ Executive Summaries, can be accessed through this same link as they become available!

**CAREER, SALARY OFFERS & JOB STATUS
OF RESPONDENTS BY COLLEGE**

	All	Sciences
Currently Employed	76%	71%
Career-related Current Employment	66%	83%
Current Employment Full-time Status	78%	91%
Used UNLV CareerLink (Job Search System)	26%	12%
Received Career Offers through OCR	14%	0%
Salary Offers – High:	\$200,000	\$100,000
Average:	\$41,611	\$42,770
Low:	\$14,000	\$18,500
Actively Pursuing Graduate Studies	26%	40%

Listing of Job Offers Accepted

Company Name	Job Title	City	State	Salary
A&S Services	Owner	Las Vegas	Nevada	\$100,000
American Medical Response	Paramedic	Las Vegas	Nevada	\$48,000
Bureau of Reclamation	Biologist	Boulder City	Nevada	\$35,000
CCSD	Teacher	Las Vegas	Nevada	\$51,650
Clark County Parks and Rec	Rec Specialist	Las Vegas	Nevada	\$42,000
Clark County School District	Ed Computing Strategist	Las Vegas	Nevada	\$35,000
Concentra Medical	Medical Asst	Las Vegas	Nevada	\$30,000
Exxon Mobil Exploration Co.	Geoscientist	Las Vegas	Nevada	\$67,000
Exxon Mobil	Geologist	Houston	Texas	\$73,000
Faith Lutheran High School	Teacher	Las Vegas	Nevada	\$30,000
Hawkins Edwards	Staff Physical Therapist	Las Vegas	Nevada	\$58,500
Health Net	Health Care Analyst	Rancho Cordova	California	\$42,000

Company Name	Job Title	City	State	Salary
Independent Contractor	Model/Promotions/conventions	Las Vegas	Nevada	\$30,000
LV Valley Water District	GIS Analyst	Las Vegas	Nevada	\$72,000
Lockheed Marin	Statistician	Las Vegas	Nevada	\$40,000
Mirage	Animal groom	Las Vegas	Nevada	\$21,000
Mountain View Hospital	RN	Las Vegas	Nevada	\$50,000
Portrait Innovations	Photographer	Las Vegas	Nevada	\$30,000
Quest Diagnostics	Med Tech	Las Vegas	Nevada	\$36,760
Sunrise Hospital	Nuc Med Intern	Las Vegas	Nevada	\$39,900
SUNRISE HOSPITAL	RN	Las Vegas	Nevada	\$62,520
THE NINE GROUP	DOORMAN	Las Vegas	Nevada	\$24,000
T-Mobile / Cingular	Sales Associate	Las Vegas	Nevada	\$55,000
Touro University, NV	Assistant Professor	Henderson	Nevada	\$60,000
UNLV	Student Supervisor	Las Vegas	Nevada	\$22,500
UNLV-HipSec	Lab Tech	Las Vegas	Nevada	\$20,000
Walgreens	Pharmacy tech	Las Vegas	Nevada	\$20,000
Walgreens RX	Pharmacy Technician	Las Vegas	Nevada	\$18,500