

# UNIVERSITY COLLEGE SUMMARY: UNLV CAREER OUTCOMES 2005 - 2006

A summary of the Career Outcomes Survey conducted by Career Services staff three months after graduation

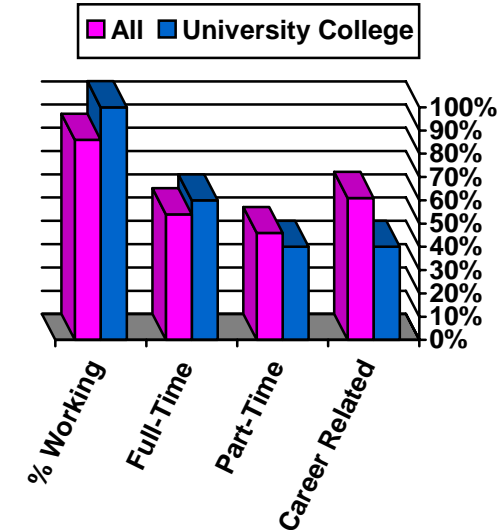
## Top Major

1. University Studies

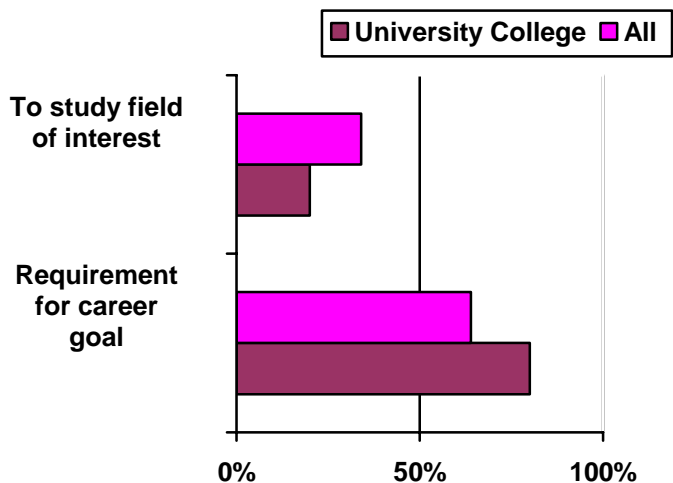
**Total Respondents from University College**  
(5)  
Undergraduate 5/5 = 100%

**Percentage of University College Graduating Class represented by Survey**  
Undergraduates 5/47 = 11%

## Employment Status of Respondents while in School



## Primary Reason for Pursuing a Degree



### CAREER EXPERIENCE CAN MAKE A DIFFERENCE!

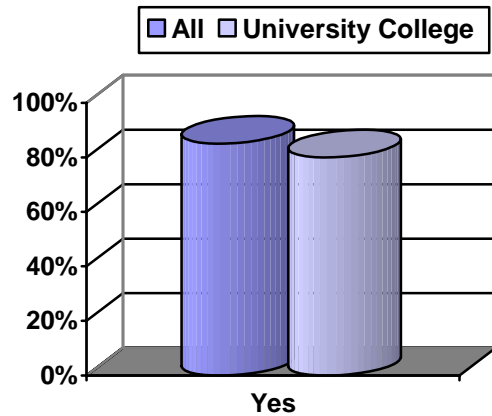
Overall, 100% of University College respondents indicated they worked while attending school and 60% of those characterized their work as primarily full-time comparable to all respondents.

Of the students who reported working while in school, 40% said their pre-graduation employment was related to their field of study compared to 61% of all students. The national trend continues as students with career-related experience develop marketable skills and networks of employer contacts leading to greater success in their career searches upon graduation. This is an area where career services can be of greater assistance to University College students.

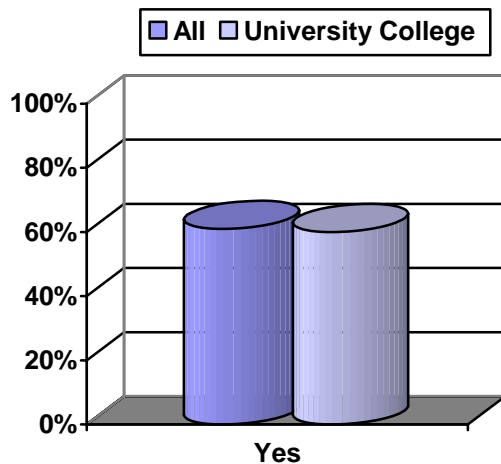
### TOP 7 CAREER SERVICES UTILIZED BY STUDENTS

- #1 "Backpacks to Briefcases" Career Handbook
- #2 Career services' main webpage
- #3 UNLV Career Day (each Spring semester)
- #4 In-office Computer Lab
- #5 In-class presentation by staff member
- #6 Walk-in resume critique
- #7 Hospitality & Business marketplace (each Fall)

**Do you believe your UNLV education has prepared you for your chosen profession?**



**Did the degree you recently completed through UNLV help you obtain, enhance your status in and/or make you eligible for promotion in your current position?**



### **JOB OUTLOOK: Continued Improvement!**

The job market for 2005 – 2006 graduates was much improved, with more employers seeking UNLV students and alumni than in the previous 4 years. Graduates reporting career-related current employment status within 3 months of graduation revealed good results for all career interests and college majors (see chart that follows).

60% of University College respondents felt their degree helped them obtain, enhance their status in, and/or made them eligible for promotion in their current positions. **The good news is On-Campus Recruiting interview opportunities significantly increased for the second year in a row, by 28% overall.** The increase in on campus recruiting contributed to the overall **76% employment rate for 2005 – 2006 graduates with 66% of all graduates in career related positions.** In comparison **100% University College respondents reported employment with 40% in career related positions.**

Responding students identified our career handbook, 'annual career day and the 'Career Services website as the top three tools they utilized from us. Students should use all available tools in their job searches, including the online web-based job and internship postings, Resume Books, and On-Campus Recruiting, all part of **UNLV CareerLink**, our online recruiting management system. In addition we host career fairs twice a year, which are great opportunities for networking and researching current and future employment and internship opportunities. University College students can take full advantage of these opportunities whether undergraduate or graduate level.

### **NEED MORE INFO? <http://hire.unlv.edu>**

Click the red "Publications" button on the Career Services' main web page for direct access to the 2005–2006 Graduating Students Survey Response Database.

We used Survey Monkey to gather the data and report the responses from our graduates. This system enables filtering of the responses (by individual colleges, majors, graduation dates, etc.) so you can see only the responses you're interested in.

More reports, including this and previous years' Executive Summaries, can be accessed through this same link as they become available!

**CAREER, SALARY OFFERS & JOB STATUS  
OF RESPONDENTS BY COLLEGE**

	<b>All</b>	<b>University College</b>
<b>Currently Employed</b>	76%	100%
<b>Career-related Current Employment</b>	66%	40%
<b>Current Employment Full-time Status</b>	78%	80%
<b>Used UNLV CareerLink (Job Search System)</b>	26%	40%
<b>Received Career Offers through OCR</b>	14%	0%
<b>Salary Offers – High:</b>	\$200,000	\$38,000
<b>Average:</b>	\$41,611	\$28,000
<b>Low:</b>	\$14,000	\$21,000
<b>Actively Pursuing Graduate Studies</b>	26%	20%

**LISTING OF JOB OFFERS ACCEPTED BY  
UNIVERSITY COLLEGE GRADUATES**

<b>Company Name</b>	<b>Job Title</b>	<b>City</b>	<b>State</b>	<b>Salary</b>
Black Angus	Server	Las Vegas	Nevada	\$25,000
Freeman	Sales Coordinator	Las Vegas	Nevada	\$38,000
Skin Bar	Spa Manager	Henderson	Nevada	\$21,000