

SCHOOL OF ALLIED HEALTH SCIENCES SUMMARY: UNLV CAREER OUTCOMES 2008 - 2009

Summary of the Career Outcomes Survey conducted by Career Services within two months after graduation

Top 5 Majors of Respondents

1. Kinesiological Sciences
2. Comprehensive Medical Imaging
3. Nutrition Sciences
4. Physical Therapy (Masters)
5. Exercise Physiology (Masters)

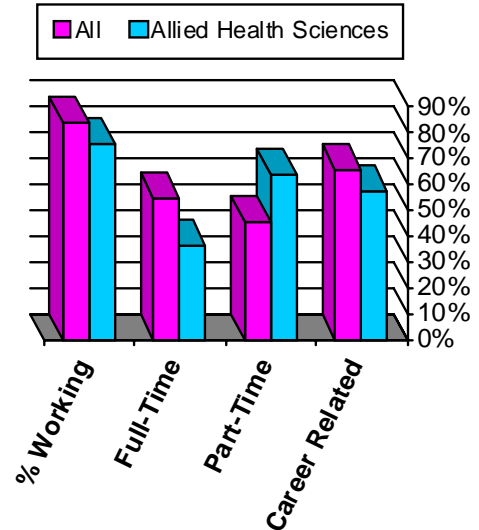
Total Respondents from the School of Allied Health Sciences = 37

Undergraduates: 27/37 = **73%**
Graduates: 10/37 = **27%**

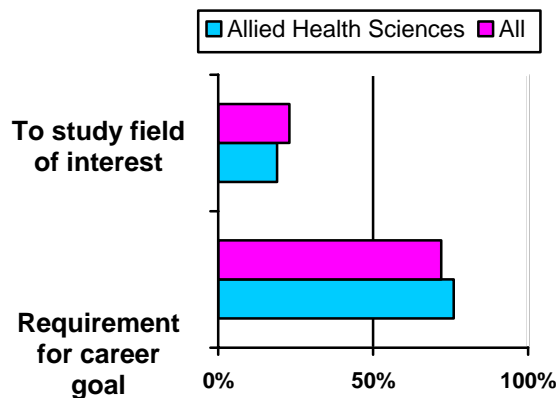
Percentage of School of Allied Health Sciences Graduating Class (219) Represented by Survey

All: 37/219 = **17%**
Undergraduates: 27/162 = **17%**
Graduates: 10/57 = **18%**

Employment Status While in School



Primary Reason for Pursuing a Degree



CAREER EXPERIENCE CAN MAKE A DIFFERENCE!

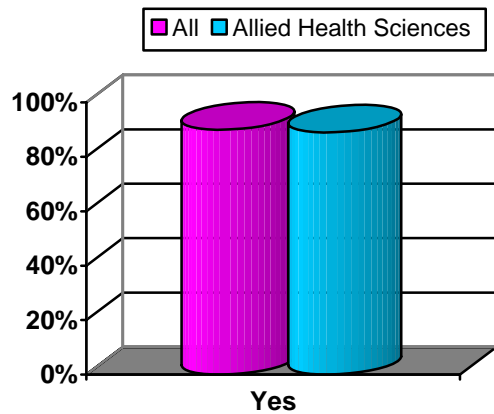
For School of Allied Health Sciences graduates, **76% of all respondents indicated they worked while attending school**, slightly lower than last year (78%) and below the average for all respondents (84%). **Of those who did work, 36% characterized their work as primarily full-time**, again slightly lower than last year (38%) and well below the average (55%) for all students.

Of those who reported working while in school, 57% said their pre-graduation employment was related to their field of study, lower than last year (64%) and the average (66%). Students with career-related experience develop marketable skills and employer contacts leading to greater success in their career searches upon graduation.

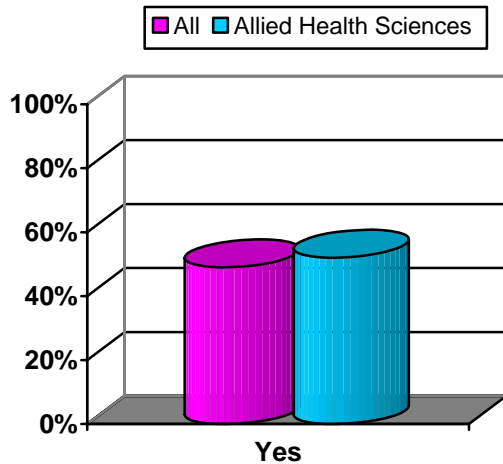
TOP 6 CAREER SERVICES UTILIZED BY ALLIED HEALTH SCIENCES STUDENTS

- #1 **"Backpacks to Briefcases" Career Handbook**
- #2 In-Class Presentation by Staff Member
- #3 UNLV CareerLink (Online Recruiting System)
- #4 UNLV Career Day (Spring)
- #5 Met with Career Counselor
- #6 Mock Interview

Do you believe your UNLV education has prepared you for your chosen profession?



Did your recent degree contribute to your employment status?



JOB OUTCOMES

OF THE SCHOOL OF ALLIED HEALTH SCIENCES RESPONDENTS TO OUR SURVEY, 64% of graduates reported they were currently employed or had accepted a job offer, compared to 69% last year and the average of 68%; 74% of those jobs/offers were related to their field of study, compared to 68% last year and near the average of 75%. Over half (61%) reported they were continuing their current employment (jobs held while attending school), followed by those hired for a new position (35%), and promotions (4%).

Of respondents, 89% felt their UNLV education prepared them for their chosen profession, near the average (90%), and 52% felt their recent degree contributed to their employment status, slightly above the average (49%). Of those reporting they were not currently employed, 63% were actively seeking employment (average was 59%), while 31% were enrolled in or seeking Graduate School (average 21%).

For details see the "Career, Salary Offers & Job Status of Respondents by College" chart below. **These outcomes are less favorable than last year**, due to the decreased job market for 2008-2009 graduates, which resulted in fewer employer visits to campus as well as job postings seeking UNLV students and alumni.

National employer surveys, such as those conducted by the National Association of Colleges and Employers (NACE), continue to cite On-Campus Recruiting (OCR) as one of the most effective methods for quality staffing. Overall, OCR for 2008-2009 saw a 45% decrease in employers visiting campus.

Responding students from this school identified our career handbook, "Backpacks to Briefcases", as the number one most useful Career Services' program they used, followed by In-Class Presentation by Staff Member, and the online recruiting system, UNLV CareerLink. Our Career Counselors recommend students and alumni utilize all available tools in their job searches, including online postings, Resume Books, and On-Campus Recruiting which are part of UNLV CareerLink, which is available to all registered students, as well as graduates who are members of the UNLV Alumni Association. Career Services hosted three career fairs during the year, as well as two targeted mixers; all had very good turnouts by students/alumni and employers.

NEED MORE INFO?
<http://hire.unlv.edu>

Access the 2008–2009 Graduating Students Survey Response Database via the Career Services' main web page (<http://hire.unlv.edu>). Click "Reports" in upper right. We use the commercial software program "Survey Monkey" to gather data / report responses from our graduates. This system enables filtering by college, major, graduation date, etc., allowing viewing only the responses in which you are interested. The previous year's database and reports are also available.

**CAREER, SALARY OFFERS & JOB STATUS OF RESPONDENTS FOR THE
SCHOOL OF ALLIED HEALTH SCIENCES**

	All	Allied Health Sciences
Currently Employed	68%	64%
Career-related Current Employment	75%	74%
Salary Offers – High:	\$125,000	\$90,000
Average:	\$44,000	\$42,300
Low:	\$12,000	\$14,600
Actively Pursuing Graduate Studies	21%	31%

Listing of Job Offers Accepted

Company Name	Job Title	City	State	Salary
24hr Fitness	Personal Trainer	North Las Vegas	NV	\$14,581
OrthoSport Physical Therapy	Technician	Las Vegas	NV	\$18,720
CVS Pharmacy	Pharmacy Technician	Boulder City	NV	\$20,800
Desert Neurology	Nerve Conduction Tech	Las Vegas	NV	\$30,000
Environmental Protection Agency	Human Resources Assistant	Las Vegas	NV	\$30,250
Riviera Hotel	GSA	Las Vegas	NV	\$34,000
Sunrise Hospital	Ultrasound Sonographer	Las Vegas	NV	\$41,600
Quest Diagnostics	Medical Technologist	Las Vegas	NV	\$52,000
Scripps Hospital	Physical Therapist	San Diego	CA	\$57,000
Tru Physical Therapy	Physical Therapist	Henderson	NV	\$58,000
S.p.o.r.t.s	Physical Therapist	Las Vegas	NV	\$60,000
Summerlin Hospital	Imaging Tech 2	Las Vegas	NV	\$90,000