

# COLLEGE OF BUSINESS SUMMARY: UNLV CAREER OUTCOMES 2008 - 2009

Summary of the Career Outcomes Survey conducted by Career Services within two months after graduation  
(This summary does not include MBA respondents – see separate MBA Summary)

## Top 5 Majors Among Respondents

1. Accounting
2. Management
3. Finance
4. Marketing
5. Management Info Systems (MIS)

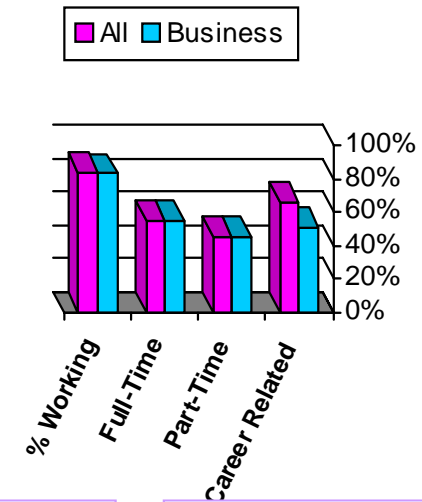
### Total Respondents from College of Business = 118

Undergraduates: 92/118 = **78%**  
Graduates: 26/118 = **22%**

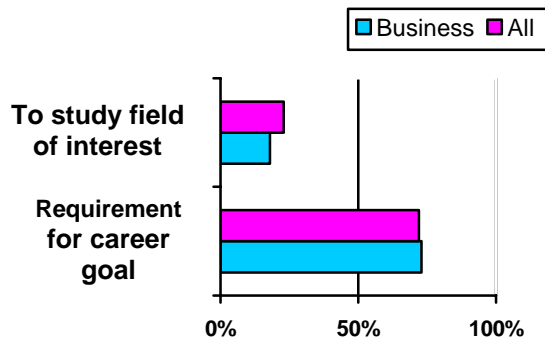
### Percentage of Business Graduating Class (718) Represented by Survey

All: 118/718 = **16%**  
Undergraduates: 92/642 = **14%**  
Graduates: 26/76 = **34%**

## Employment Status While in School



## Primary Reason for Pursuing a Degree



### CAREER EXPERIENCE CAN MAKE A DIFFERENCE!

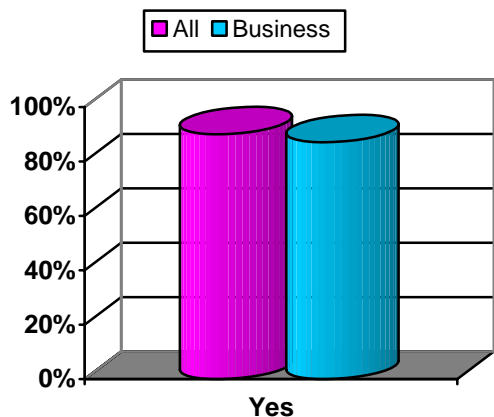
For College of Business (non-MBA) graduates, **83% of all respondents indicated they worked while attending school**, which was slightly below last year (85%) and slightly below the average for all respondents (84%). **Of those who did work, 55% characterized their work as primarily full-time**, slightly higher than last year (54%) and the average (55%) for all students.

Of those who reported working while in school, 55% said their pre-graduation employment was related to their field of study, higher than last year (49%) but still below the average (66%). Students with career-related experience develop marketable skills and employer contacts leading to greater success in their career searches upon graduation.

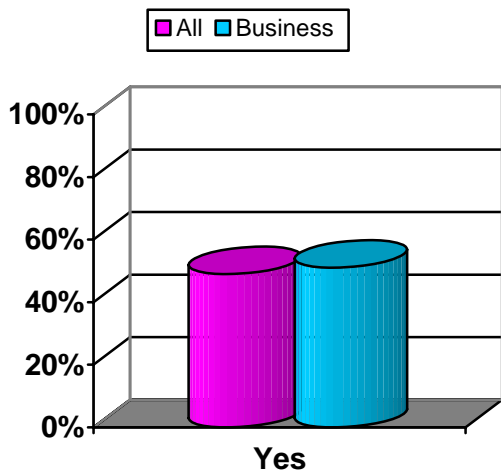
### TOP 7 CAREER SERVICES UTILIZED BY BUSINESS (Non-MBA) STUDENTS

- #1 UNLV CareerLink (Online Recruiting System)
- #2 "Backpacks to Briefcases" Career Handbook
- #3 Walk-In Resume Critique
- #4 Career Services' Main Webpage
- #5 UNLV Career Day (Spring)
- #6 Fall Marketplace
- #7 In-Class Presentation by Staff Member

**Do you believe your UNLV education has prepared you for your chosen occupation?**



**Did your recent degree contribute to your employment status?**



**JOB OUTCOMES**

**OF THE COLLEGE OF BUSINESS (NON-MBA) RESPONDENTS TO OUR SURVEY, 66% of graduates reported they were currently employed or had accepted a job offer, compared to 75% last year and the average of 68%; 71% of those jobs/offers were related to their field of study, compared to 65% last year but below the average of 75%. Slightly more than half (51%) reported they were continuing their current employment (jobs held while attending school), followed by those hired for a new position (44%), and promotions (5%).**

**Of respondents, 87% felt their UNLV education prepared them for their chosen profession, slightly below the average (90%), and 51% felt their recent degree contributed to their employment status, slightly above the average (49%). Of those reporting they were not currently employed, 62% were actively seeking employment (average was 59%), while 16% were enrolled in or seeking Graduate School (average 21%).**

For details see the “Career, Salary Offers & Job Status of Respondents by College” chart below. **These outcomes are less favorable than last year**, due to the decreased job market for 2008-2009 graduates, which resulted in fewer employer visits to campus as well as job postings seeking UNLV students and alumni.

National employer surveys, such as those conducted by the National Association of Colleges and Employers (NACE), continue to cite On-Campus Recruiting (OCR) as one of the most effective methods for quality staffing. Overall, OCR for 2008-2009 saw a 45% decrease in employers visiting campus. **Of the OCR interview schedules held that screened for certain majors, 56% included College of Business majors (who made up 17% of the graduating class), more than any other college.**

**Responding students from this college identified our online recruiting system, UNLV CareerLink, as the number one most useful Career Services’ program they used**, followed by our career handbook “Backpacks to Briefcases”, and Walk-In Resume Critique. **Our Career Counselors recommend students and alumni utilize all available tools in their job searches**, including online postings, Resume Books, and On-Campus Recruiting which are part of UNLV CareerLink, which is available to all registered students, as well as graduates who are members of the UNLV Alumni Association. Career Services hosted three career fairs during the year, as well as two targeted mixers; all had very good turnouts by students/alumni and employers.

**NEED MORE INFO?**  
<http://hire.unlv.edu>

Access the 2008–2009 Graduating Students Survey Response Database via the Career Services’ main web page (<http://hire.unlv.edu>). Click “Reports” in upper right. We use the commercial software program “Survey Monkey” to gather data / report responses from our graduates. This system enables filtering by college, major, graduation date, etc., allowing viewing only the responses in which you are interested. The previous year’s database and reports are also available.

**CAREER, SALARY OFFERS & JOB STATUS**  
**OF RESPONDENTS FOR THE COLLEGE OF BUSINESS (NON-MBA)**

	All	Business
Currently Employed	68%	66%
Career-related Current Employment	75%	71%
Salary Offers - High:	\$125,000	\$100,000
Average :	\$44,000	\$50,200
Low :	\$12,000	\$22,900
Not Employed and Actively Pursuing Graduate Studies	21%	16%

**Listing Of Job Offers Accepted**

**Note: Offers reported suggest 93% of College of Business graduates stay in Nevada**

Company Name	Job Title	City	State	Salary
Ameriprise Financial	Assistant	Henderson	NV	\$22,880
Bank of Las Vegas	Vice President - Commercial Loan Officer	Las Vegas	NV	\$88,000
Bank of Nevada	AVP Commercial Loan Officer	Henderson	NV	\$77,000
Colonial Bank	Assistant Branch Manager	Las Vegas	NV	\$42,000
COUNTRY Financial	Financial Rep	Las Vegas	NV	\$40,000
Crohn's and Colitis Foundation	Development Manager	Las Vegas	NV	\$55,000
De Joys Griffith and Co	Senior Auditor	Las Vegas	NV	\$60,000
Deloitte	Audit	Unreported		\$48,000
Deloitte	Auditor	Las Vegas	NV	\$48,000
Deloitte Tax LLP	Tax Intern	Las Vegas	NV	\$41,600
Ernst & Young	Staff Accountant	Las Vegas	NV	\$50,000
Fleming's Prime Steakhouse & Winebar	Server	Las Vegas	NV	\$50,000
Frito Lay	District Sales Leader	Las Vegas	NV	\$54,000
Frost Rutenberg & Rothblatt	Tax Associate	Chicago	IL	\$54,000
GameTech Intl	Revenue Analyst	Reno	NV	\$42,000
Harrah's Entertainment	Operational Accountant	Las Vegas	NV	\$33,000

JBA Consulting Engineers	Human Resources Manager	Las Vegas	NV	\$65,000
Johnson Jacobson Wilcox	Staff Accountant	Las Vegas	NV	\$52,000
Johnson Jacobson Wilcox	Staff accountant	Las Vegas	NV	\$54,000
Kafoury Armstrong & Co	Staff Accountant	Las Vegas	NV	\$47,000
Keystone Financial Gp	Vice President Finance	Las Vegas	NV	\$72,000
KTUD VegasTV	Master Control Operator	Las Vegas	NV	\$29,120
Las Vegas Auto Leasing	General Manager	Henderson	NV	\$90,000
Lyndar Keeton CPA	Staff Accountant	Las Vegas	NV	\$37,440
Mandalay Bay	Food Runner	Las Vegas	NV	\$35,000
MGM Mirage	Corporate Strategy Manager	Las Vegas	NV	\$82,000
Nevada Legal Services	Accounting Manager	Las Vegas	NV	\$31,200
Nevada State College	Junior Systems Administrator	Henderson	NV	\$35,000
NV Energy	Admin	Las Vegas	NV	\$39,000
Piercy Bowler Taylor and Kern	Staff Accountant	Las Vegas	NV	\$50,000
Pinnacle Entertainment	Manager-Construction Project Accounting	Las Vegas	NV	\$70,000
PricewaterhouseCoopers	Assurance Associate	Las Vegas	NV	\$44,000
PricewaterhouseCoopers	Assurance Associate	Las Vegas	NV	\$49,000
PricewaterhouseCoopers	Associate	Irvine	CA	\$52,000
Republic Services	Scale House Operator	Las Vegas	NV	\$36,000
Ryan Mechanical	Accounts Payable	Las Vegas	NV	\$37,440
Saks Fifth Avenue	Receiving Associate	Las Vegas	NV	\$24,960
Station Casinos	Internal Auditor	Las Vegas	NV	\$38,000
Target	Executive Team Leader	Las Vegas	NV	\$45,000
Valassis Inc	Account Executive	Las Vegas	NV	\$100,000
Wells Fargo Financial	Credit Manager	Henderson	NV	\$32,000
Wynn Las Vegas	Food Server	Las Vegas	NV	\$75,000
Wynn Las Vegas & Encore	Lead Slot Marketing Rep	Las Vegas	NV	\$31,200