

COLLEGE OF EDUCATION SUMMARY: UNLV CAREER OUTCOMES 2008 - 2009

Summary of the Career Outcomes Survey conducted by Career Services within two months after graduation

Top 5 Majors of Respondents

1. Curriculum and Instruction (Masters & PhD)
2. Special Education
3. Elementary Education
4. Educational Leadership (Masters & PhD)
5. Secondary Education

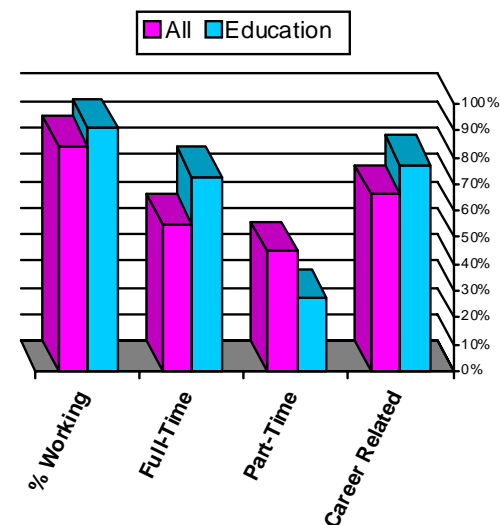
Total Respondents from College of Education = 135

Undergraduates: 46/135 = 34%
 Graduates: 89/135 = 66%

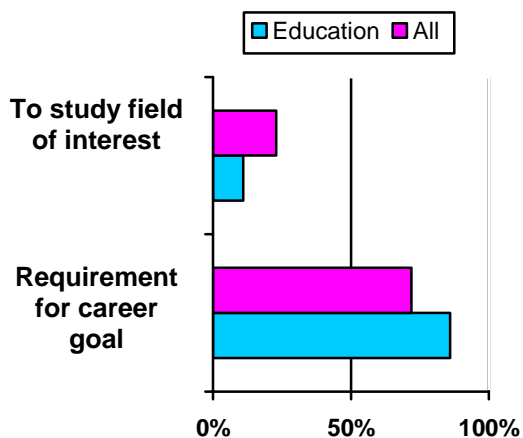
Percentage of Education Graduating Class (938) Represented by Survey

All: 135/938 = 14%
 Undergraduates: 46/334 = 14%
 Graduates: 89/604 = 15%

Employment Status While in School



Primary Reason for Pursuing a Degree



CAREER EXPERIENCE CAN MAKE A DIFFERENCE!

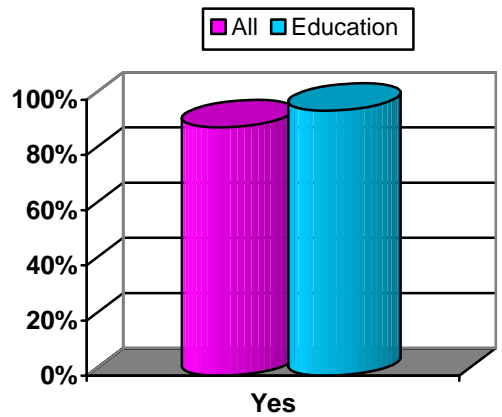
For College of Education graduates, **91% of all respondents indicated they worked while attending school**, which was slightly below last year (94%) but still above the average for all respondents (84%). **Of those who did work, 73% characterized their work as primarily full-time**, slightly lower than last year (75%) but again well above the average (55%) for all students.

Of those who reported working while in school, 77% said their pre-graduation employment was related to their field of study, lower than last year (83%) but still above the average (66%). Students with career-related experience develop marketable skills and employer contacts leading to greater success in their career searches upon graduation.

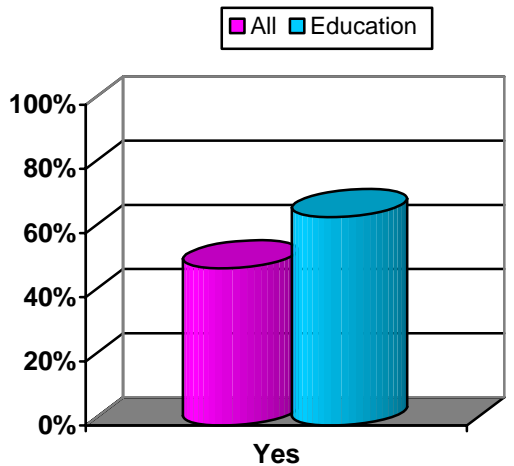
TOP 6 CAREER SERVICES UTILIZED BY EDUCATION STUDENTS

- #1 UNLV CareerLink (Online Recruiting System)
- #2 Met with Career Counselor
- #3 "Backpacks to Briefcases" Career Handbook
- #4 Internship/Summer Job Fair
- #5 Walk-In Resume Critique
- #6 In-Class Presentation by Staff Member

Do you believe your UNLV education has prepared you for your chosen profession?



Did your recent degree contribute to your employment status?



JOB OUTCOMES

OF THE COLLEGE OF EDUCATION RESPONDENTS TO OUR SURVEY, 79% of graduates reported they were currently employed or had accepted a job offer, compared to 83% last year and the average of 68%; 90% of those jobs/offers were related to their field of study, compared to 93% last year but still well above the average of 75%. Over two-thirds (69%) reported they were continuing their current employment (jobs held while attending school), followed by those hired for a new position (27%), and promotions (4%).

Of respondents, 96% felt their UNLV education prepared them for their chosen profession, above the average (90%), and 65% felt their recent degree contributed to their employment status, again above the average (49%). Of those reporting they were not currently employed, 65% were actively seeking employment (average was 59%), while 16% were enrolled in or seeking Graduate School (average 21%).

For details see the "Career, Salary Offers & Job Status of Respondents by College" chart below. **These outcomes are comparable to last year**, despite the decreased job market for 2008-2009 graduates, which resulted in fewer employer visits to campus as well as job postings seeking UNLV students and alumni.

National employer surveys, such as those conducted by the National Association of Colleges and Employers (NACE), continue to cite On-Campus Recruiting (OCR) as one of the most effective methods for quality staffing. Overall, OCR for 2008-2009 saw a 45% decrease in employers visiting campus.

Responding students from this college identified our online recruiting system, UNLV CareerLink, as the number one most useful Career Services' program they used, followed by meeting with a Career Counselor and our career handbook "Backpacks to Briefcases". **Our Career Counselors recommend students and alumni utilize all available tools in their job searches**, including online postings, Resume Books, and On-Campus Recruiting which are part of UNLV CareerLink, which is available to all registered students, as well as graduates who are members of the UNLV Alumni Association. Career Services hosted three career fairs during the year, as well as two targeted mixers; all had very good turnouts by students/alumni and employers.

**NEED MORE INFO?
<http://hire.unlv.edu>**

Access the 2008–2009 Graduating Students Survey Response Database via the Career Services' main web page (<http://hire.unlv.edu>). Click "Reports" in upper right. We use the commercial software program "Survey Monkey" to gather data / report responses from our graduates. This system enables filtering by college, major, graduation date, etc., allowing viewing only the responses in which you are interested. The previous year's database and reports are also available.

CAREER, SALARY OFFERS & JOB STATUS OF RESPONDENTS FOR THE COLLEGE OF EDUCATION

	All	Education
Currently Employed	68%	79%
Career-related Current Employment	75%	90%
Salary Offers – High:	\$125,000	\$125,000
Average:	\$44,000	\$45,500
Low:	\$12,000	\$18,700
Actively Pursuing Graduate Studies	21%	16%

Listing Of Job Offers Accepted

Company Name	Job Title	City	State	Salary
Arizona State University	Assistant Professor	Phoenix	AZ	\$60,000
Casino Gifts and Games	Servicer	Las Vegas	NV	\$18,720
Clark County School District	Teacher	Las Vegas	NV	\$30,000
Clark County School District	Teacher	Las Vegas	NV	\$28,500
Clark County School District	Teacher	Las Vegas	NV	\$28,800
Clark County School District	Teacher	Las Vegas	NV	\$28,800
Clark County School District	EU Specialist	Las Vegas	NV	\$30,000
Clark County School District	Teacher	Las Vegas	NV	\$30,000
Clark County School District	Teacher	Las Vegas	NV	\$30,000
Clark County School District	Special Education Teacher	Las Vegas	NV	\$33,000
Clark County School District	Special Education Teacher	Las Vegas	NV	\$33,000
Clark County School District	Teacher	Las Vegas	NV	\$33,000
Clark County School District	Teacher	Las Vegas	NV	\$34,000
Clark County School District	Teacher	Las Vegas	NV	\$35,000
Clark County School District	Art Teacher K-5	Henderson	NV	\$35,083
Clark County School District	Science Teacher	Las Vegas	NV	\$35,332
Clark County School District	Teacher	Las Vegas	NV	\$38,000

Clark County School District	Teacher	Las Vegas	NV	\$38,000
Clark County School District	Teacher	Las Vegas	NV	\$38,000
Clark County School District	Special Education Teacher	Las Vegas	NV	\$38,500
Clark County School District	Primary Education Teacher	Las Vegas	NV	\$40,000
Clark County School District	School Counselor	Las Vegas	NV	\$40,000
Clark County School District	Special Education Teacher	Las Vegas	NV	\$40,000
Clark County School District	Teacher	Las Vegas	NV	\$40,000
Clark County School District	Teacher	Las Vegas	NV	\$40,000
Clark County School District	Teacher	Las Vegas	NV	\$40,000
Clark County School District	General Education Teacher	Las Vegas	NV	\$41,000
Clark County School District	Special Education Teacher	Las Vegas	NV	\$41,000
Clark County School District	Teacher	Henderson	NV	\$41,000
Clark County School District	Teacher-Theater	Las Vegas	NV	\$41,380
Clark County School District	Special Education Teacher	Las Vegas	NV	\$42,000
Clark County School District	Teacher	Las Vegas	NV	\$42,000
Clark County School District	Teacher	Las Vegas	NV	\$42,000
Clark County School District	Teacher	Las Vegas	NV	\$42,000
Clark County School District	Teacher	Las Vegas	NV	\$42,000
Clark County School District	Teacher	Las Vegas	NV	\$42,000
Clark County School District	Teacher	Las Vegas	NV	\$42,500
Clark County School District	Teacher	Las Vegas	NV	\$42,500
Clark County School District	Autism Teacher	Las Vegas	NV	\$43,000
Clark County School District	Teacher	Las Vegas	NV	\$43,000
Clark County School District	Teacher	Henderson	NV	\$44,000
Clark County School District	Teacher	Henderson	NV	\$45,000
Clark County School District	Teacher	Las Vegas	NV	\$45,000
Clark County School District	Teacher	Las Vegas	NV	\$45,000
Clark County School District	Teacher	Las Vegas	NV	\$45,142
Clark County School District	ECSE	Las Vegas	NV	\$46,000
Clark County School District	Teacher	Las Vegas	NV	\$47,000
Clark County School District	Fifth Grade Teacher	Las Vegas	NV	\$47,652
Clark County School District	Project Facilitator	Las Vegas	NV	\$50,000
Clark County School District	Social Studies Teacher	Las Vegas	NV	\$50,000
Clark County School District	Teacher	Boulder City	NV	\$50,000
Clark County School District	Math Teacher	Las Vegas	NV	\$52,000
Clark County School District	Teacher	Las Vegas	NV	\$52,000
Clark County School District	Project Facilitator	Las Vegas	NV	\$55,000
Clark County School District	School Psychologist	Las Vegas	NV	\$56,000
Clark County School District	Teacher	Las Vegas	NV	\$60,000
Clark County School District	Educational Computing Strategist	Las Vegas	NV	\$60,599

Clark County School District	Teacher	Henderson	NV	\$62,000
Clark County School District	Teacher	Las Vegas	NV	\$62,000
Clark County School District	Teacher	Las Vegas	NV	\$74,880
College of Southern Nevada	Exe Asst	Las Vegas	NV	\$60,000
College of Southern Nevada	Interior Assoc VP Academic Affairs	Las Vegas	NV	\$125,000
Cook Inlet Academy	Teacher	Soldotna	AK	\$28,000
JT3	Electronics Technician	North Las Vegas	NV	\$52,042
Noble Network of Charter Schools	9th Grade Algebra Teacher	Chicago	IL	\$50,000
NV Early Education	Development Specialist	Las Vegas	NV	\$66,000
Reeths - Puffer Schools	Reading Specialist	North Muskegan	MI	\$42,000
San Diego State University	Assistant Professor	San Diego	CA	\$63,500
State of Nevada	Training & Development Specialist I	Las Vegas	NV	\$45,000
Sunrise Childrens Foundation	Home Based Supervisor	Las Vegas	NV	\$35,000
University of Houston-Clear Lake	Coordinator	Clear Lake	TX	\$34,500
University of Nevada, Las Vegas	Academic Advisor	Las Vegas	NV	\$38,500
University of Nevada, Las Vegas	Director	Las Vegas	NV	\$80,000
University of Nevada, Las Vegas	Instructor	Las Vegas	NV	\$125,000
UNLV CAEO	Director	Las Vegas	NV	\$76,000
UNLV Preschool	Head Teacher	Las Vegas	NV	\$27,789
UNLV Preschool	Head Teacher	Las Vegas	NV	\$30,000
Walgreens	Photo Technician	Las Vegas	NV	\$22,506
Washington County School District	Teacher	Hurricane	UT	\$42,000