

COLLEGE OF ENGINEERING SUMMARY: UNLV CAREER OUTCOMES 2008 - 2009

Summary of the Career Outcomes Survey conducted by Career Services within two months after graduation

Top 4 Majors Among Respondents

1. Mechanical Engineering
2. Computer Science
3. Civil Engineering
4. Construction Management
5. Electrical Engineering

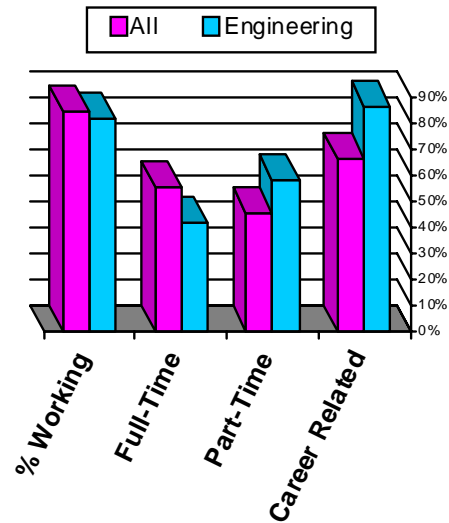
Total Respondents from College of Engineering = 45

Undergraduates: $30/45 = 67\%$
 Graduates: $15/45 = 33\%$

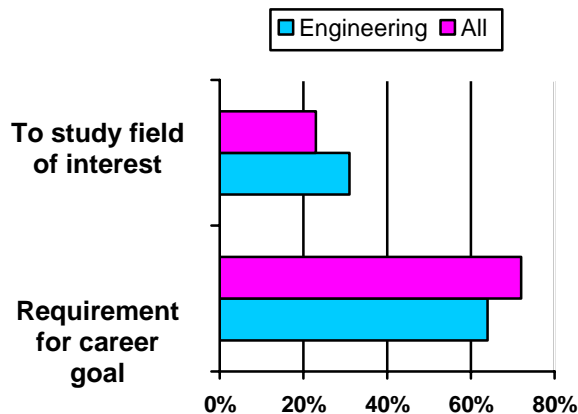
Percentage of Engineering Graduating Class (230) Represented by Survey

All: $45/230 = 20\%$
 Undergraduates: $30/149 = 20\%$
 Graduates $11/81 = 14\%$

Employment Status of While in School



Primary Reason for Pursuing a Degree



CAREER EXPERIENCE CAN MAKE A DIFFERENCE!

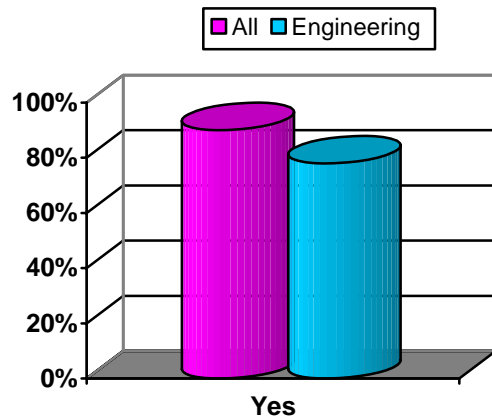
For College of Engineering graduates, **82% of all respondents indicated they worked while attending school**, higher than last year (67%) and slightly below the average for all respondents (84%). **Of those who did work, 42% characterized their work as primarily full-time**, again higher than last year (25%) but below the average (55%) for all students.

Of those who reported working while in school, 86% said their pre-graduation employment was related to their field of study, higher than last year (81%) and much higher than the average (66%). Students with career-related experience develop marketable skills and employer contacts leading to greater success in their career searches upon graduation.

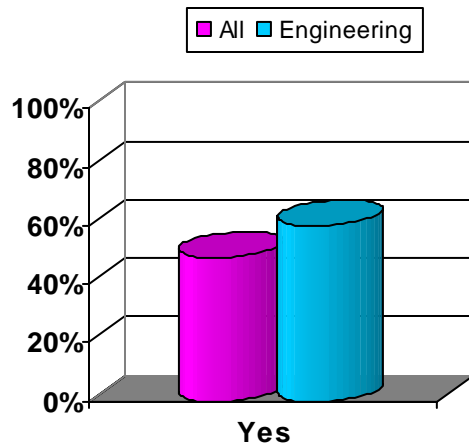
TOP 7 CAREER SERVICES UTILIZED BY ENGINEERING STUDENTS

- #1 UNLV CareerLink (Online Recruiting System)
- #2 UNLV Career Day (Spring)
- #3 Fall Marketplace
- #4 "Backpacks to Briefcases" Career Handbook
- #5 Career Services' Main Webpage
- #6 Internship/Summer Job Fair
- #7 Walk-In Resume Critique

Do you believe your UNLV education has prepared you for your chosen profession?



Did your recent degree contribute to your employment status?



JOB OUTCOMES

OF THE COLLEGE OF ENGINEERING RESPONDENTS TO OUR SURVEY, 61% of graduates reported they were currently employed or had accepted a job offer, compared to 58% last year and the average of 68%; 92% of those jobs/offers were related to their field of study, compared to 88% last year and well above the average of 75%. Over half (64%) reported they were continuing their current employment (jobs held while attending school), followed by those hired for a new position (24%), and promotions (12%).

Of respondents, 78% felt their UNLV education prepared them for their chosen profession, below the average (90%), and 60% felt their recent degree contributed to their employment status, above the average (49%). Of those reporting they were not currently employed, 83% were actively seeking employment (average was 59%), while 11% were enrolled in or seeking Graduate School (average 21%).

For details see the “Career, Salary Offers & Job Status of Respondents by College” chart below. **These outcomes are more favorable than last year,** despite the decreased job market for 2008-2009 graduates, which resulted in fewer employer visits to campus as well as job postings seeking UNLV students and alumni.

National employer surveys, such as those conducted by the National Association of Colleges and Employers (NACE), continue to cite On-Campus Recruiting (OCR) as one of the most effective methods for quality staffing. Overall, OCR for 2008-2009 saw a 45% decrease in employers visiting campus. **Of the OCR interview schedules held that screened for certain majors, 17% included College of Engineering majors (who made up just 5% of the graduating class).**

Responding students from this college identified our online recruiting system, UNLV CareerLink, as the number one most useful Career Services’ program they used, followed by the annual Career Day and Fall Marketplace career fairs. **Our Career Counselors recommend students and alumni utilize all available tools in their job searches,** including online postings, Resume Books, and On-Campus Recruiting which are part of UNLV CareerLink, which is available to all registered students, as well as graduates who are members of the UNLV Alumni Association. Career Services hosted three career fairs during the year, as well as two targeted mixers; all had very good turnouts by students/alumni and employers.

**NEED MORE INFO?
<http://hire.unlv.edu>**

Access the 2008–2009 Graduating Students Survey Response Database via the Career Services’ main web page (<http://hire.unlv.edu>). Click “Reports” in upper right. We use the commercial software program “Survey Monkey” to gather data / report responses from our graduates. This system enables filtering by college, major, graduation date, etc., allowing viewing only the responses in which you are interested. The previous year’s database and reports are also available.

CAREER, SALARY OFFERS & JOB STATUS OF RESPONDENTS FOR THE COLLEGE OF ENGINEERING

	All	Engineering
Currently Employed	68%	61%
Career-related Current Employment	75%	92%
Salary Offers – High:	\$125,000	\$120,000
Average:	\$44,000	\$65,900
Low:	\$12,000	\$37,400
Actively Pursuing Graduate Studies	21%	11%

Listing of Job Offers Accepted

Company Name	Job Title	City	State	Salary
Acciona Solar Power	Test Engineer	Las Vegas	NV	\$57,000
Ballys Technologies	Software Engineer I	Las Vegas	NV	\$45,000
Bechtel Power	Engineer I	Florida City	FL	\$59,000
Carollo Engineers	Associate	Las Vegas	NV	\$85,000
Clark County Dept of Public Works	Construction Management Inspector	Las Vegas	NV	\$67,000
Elliott Jones, LLC Accident Reconstruction Specialists	Engineering Technician	Las Vegas	NV	\$37,440
Frito-Lay	Resource	Casa Grande	AZ	\$57,000
JT3LLC	Electrical Engineer I	Las Vegas	NV	\$55,000
NV Energy	Associate Engineer	Las Vegas	NV	\$57,000
Regional Flood Control District	Programmer Analyst II	Las Vegas	NV	\$65,000
Taylor International Corp	Sr. Project Mgr	Las Vegas	NV	\$120,000
Vanderweil Engineers	Electrical Engineer	Las Vegas	NV	\$97,000
Varian Medical Systems	Mechanical Engineer	Las Vegas	NV	\$64,600
Walter P Moore	Graduate Engineer	Las Vegas	NV	\$56,000