

COLLEGE OF FINE ARTS SUMMARY: UNLV CAREER OUTCOMES 2008 - 2009

Summary of the Career Outcomes Survey conducted by Career Services within two months after graduation

Top 6 Majors of Respondents

1. Art
2. Theatre
3. Film
4. Architecture
5. Art History
6. Music

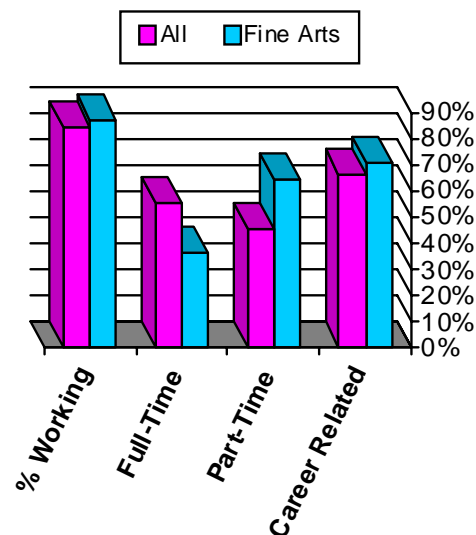
Total Respondents from College of Fine Arts = 40

Undergraduates: 33/40 = **83%**
 Graduates: 7/40 = **17%**

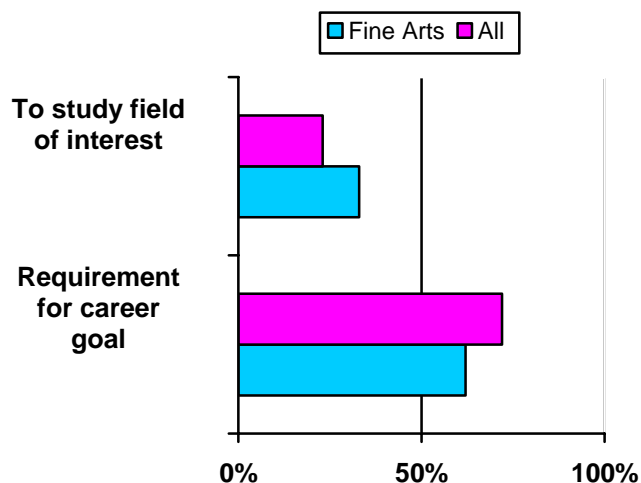
Percentage of Fine Arts Graduating Class (280) Represented by Survey

All: 40/280 = **14%**
 Undergraduates: 33/225 = **15%**
 Graduates: 4/55 = **7%**

Employment Status of While in School



Primary Reason for Pursuing a Degree



CAREER EXPERIENCE CAN MAKE A DIFFERENCE!

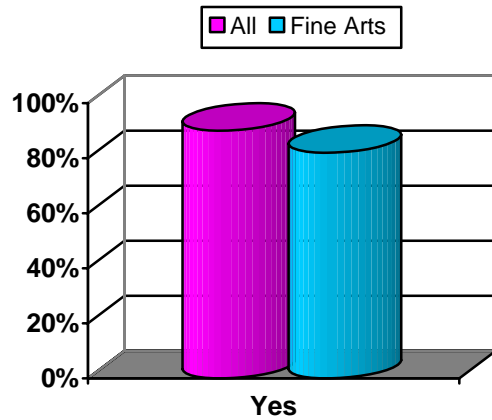
For College of Fine Arts graduates, **87% of all respondents indicated they worked while attending school**, which was lower than last year (95%) but above the average for all respondents (84%). **Of those who did work, 36% characterized their work as primarily full-time**, higher than last year (28%) but lower than the average (55%) for all students.

Of those who reported working while in school, 71% said their pre-graduation employment was related to their field of study, higher than last year (67%) and the average (66%). Students with career-related experience develop marketable skills and employer contacts leading to greater success in their career searches upon graduation.

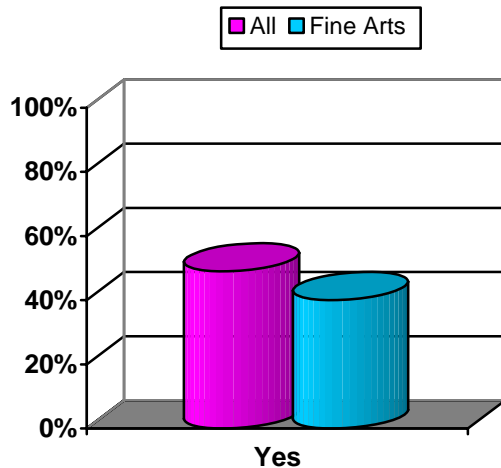
TOP 6 CAREER SERVICES UTILIZED BY FINE ARTS STUDENTS

- #1 UNLV CareerLink (Online Recruiting System)
- #2 UNLV Career Day (Spring)
- #3 In-Office Career Library
- #4 In-Office Computer Lab
- #5 Career Services' Main Webpage
- #6 "Backpacks to Briefcases" Career Handbook

Do you believe your UNLV education has prepared you for your chosen profession?



Did your recent degree contribute to your employment status?



JOB OUTCOME

OF THE COLLEGE OF FINE ARTS RESPONDENTS TO OUR SURVEY, 79% of graduates reported they were currently employed or had accepted a job offer, above the 69% last year and the average of 68%; 70% of those jobs/offers were related to their field of study, well above the 52% reported last year but below the average of 75%. Slightly less than half (47%) reported they were continuing their current employment (jobs held while attending school), followed by those hired for a new position (47%), and promotions (7%).

Of respondents, 82% felt their UNLV education prepared them for their chosen profession, below the average (90%), and 40% felt their recent degree contributed to their employment status, again below the average (49%). Of those reporting they were not currently employed, 65% were actively seeking employment (average was 59%), while 12% were enrolled in or seeking Graduate School (average 21%).

For details see the “Career, Salary Offers & Job Status of Respondents by College” chart below. **These outcomes are more favorable than last year**, despite the decreased job market for 2008-2009 graduates, which resulted in fewer employer visits to campus as well as job postings seeking UNLV students and alumni.

National employer surveys, such as those conducted by the National Association of Colleges and Employers (NACE), continue to cite On-Campus Recruiting (OCR) as one of the most effective methods for quality staffing. Overall, OCR for 2008-2009 saw a 45% decrease in employers visiting campus.

Responding students from this college identified our online recruiting system, UNLV CareerLink, as the number one most useful Career Services’ program they used, followed by UNLV Career Day and our in-office Career Library. **Our Career Counselors recommend students and alumni utilize all available tools in their job searches**, including online postings, Resume Books, and On-Campus Recruiting which are part of UNLV CareerLink, which is available to all registered students, as well as graduates who are members of the UNLV Alumni Association. Career Services hosted three career fairs during the year, as well as two targeted mixers; all had very good turnouts by students/alumni and employers.

NEED MORE INFO?
<http://hire.unlv.edu>

Access the 2008–2009 Graduating Students Survey Response Database via the Career Services’ main web page (<http://hire.unlv.edu>). Click “Reports” in upper right. We use the commercial software program “Survey Monkey” to gather data / report responses from our graduates. This system enables filtering by college, major, graduation date, etc., allowing viewing only the responses in which you are interested. The previous year’s database and reports are also available.

**CAREER, SALARY OFFERS & JOB STATUS OF RESPONDENTS FOR THE
COLLEGE OF FINE ARTS**

	All	Fine Arts
Currently Employed	68%	79%
Career-related Current Employment	75%	70%
Salary Offers – High:	\$125,000	\$65,000
Average:	\$44,000	\$40,900
Low:	\$12,000	\$20,800
Actively Pursuing Graduate Studies	21%	12%

Listing Of Job Offers Accepted

Company Name	Job Title	City	State	Salary
Bellagio	Art Gallery Supervisor	Las Vegas	NV	\$31,200
Bellagio	Bellman	Las Vegas	NV	\$50,000
City of Las Vegas - Planning and Dev	Planner II	Las Vegas	NV	\$65,000
Clark County School District	Art Educator	Las Vegas	NV	\$33,000
Clark County School District	Teacher	Las Vegas	NV	\$38,850
Clark County School District	Teacher	Las Vegas	NV	\$39,000
Clark County School District	Bilingual Interpreter and Translator	Las Vegas	NV	\$45,000
John F Kennedy Center for the Performing Arts	International Programming Assistant	Washington	DC	\$46,800
Shear Madness	Front of House Manager / Maitre'd	Las Vegas	NV	\$31,200
Super Summer Theatre	Lighting Engineer	Las Vegas	NV	\$52,000
Tandem Inc	Interior Designer	Las Vegas	NV	\$35,000
University of Nevada, Las Vegas	Technical Production Editor	Las Vegas	NV	\$44,000
Zia Record Exchange	Assistant Manager	Las Vegas	NV	\$20,800