

# COLLEGE OF LIBERAL ARTS SUMMARY: UNLV CAREER OUTCOMES 2008 - 2009

Summary of the Career Outcomes Survey conducted by Career Services within two months after graduation

## Top 6 Majors of Respondents

1. Psychology
2. English
3. Political Science
4. History
5. Anthropology
6. Sociology

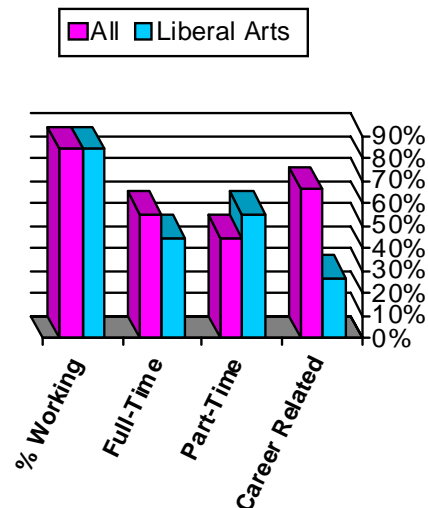
### Total Respondents from Liberal Arts = 115

Undergraduates: 100/115 = **87%**  
 Graduates: 15/115 = **13%**

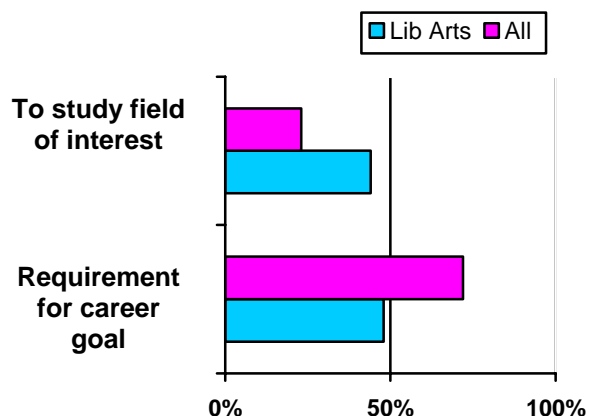
### Percentage of Liberal Arts Graduating Class (690) Represented by Survey

All: 115/690 = **17%**  
 Undergraduates: 100/648 = **15%**  
 Graduates: 15/42 = **36%**

## Employment Status While in School



## Primary Reason for Pursuing a Degree



### CAREER EXPERIENCE CAN MAKE A DIFFERENCE!

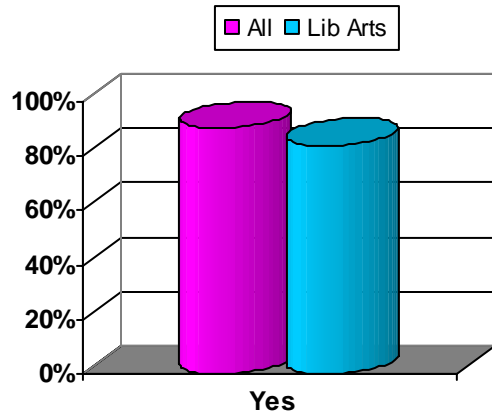
For College of Liberal Arts graduates, **84% of all respondents indicated they worked while attending school**, same as last year and the average for all respondents. **Of those who did work, 45% characterized their work as primarily full-time**, lower than last year (56%) and the average (55%) for all students.

Of those who reported working while in school, 27% said their pre-graduation employment was related to their field of study, lower than last year (33%) and much lower than the average (66%). Students with career-related experience develop marketable skills and employer contacts leading to greater success in their career searches upon graduation.

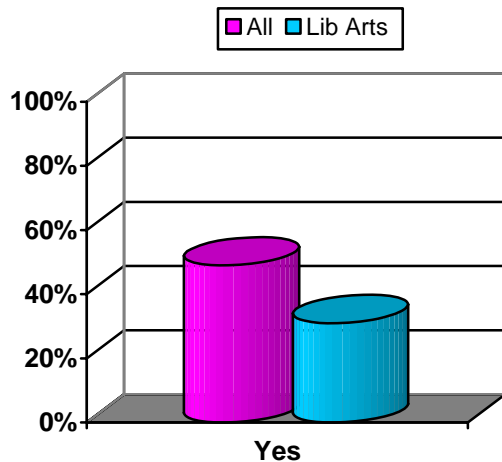
### TOP 7 CAREER SERVICES UTILIZED BY LIBERAL ARTS STUDENTS

- #1 UNLV CareerLink (Online Recruiting System)
- #2 "Backpacks to Briefcases" Career Handbook
- #3 Met with Career Counselor
- #4 Career Services' Main Webpage
- #5 UNLV Career Day (Spring)
- #6 Walk-In Resume Critique
- #7 In-Office Computer Lab

**Do you believe your UNLV education has prepared you for your chosen profession?**



**Did your recent degree contribute to your employment status?**



## JOB OUTCOMES

**OF THE COLLEGE OF LIBERAL ARTS RESPONDENTS TO OUR SURVEY, 65% of graduates reported they were currently employed or had accepted a job offer, similar to last year (64%) and slightly below the average of 68%; only 32% of those jobs/offers were related to their field of study, compared to 38% last year and well below the average of 75%. Nearly three-quarters (73%) reported they were continuing their current employment (jobs held while attending school), followed by those hired for a new position (22%), and promotions (5%).**

**Of respondents, 84% felt their UNLV education prepared them for their chosen profession, below the average (90%), and 31% felt their recent degree contributed to their employment status, well below the average (49%). Of those reporting they were not currently employed, 38% were actively seeking employment (average was 59%), while 41% were enrolled in or seeking Graduate School (average 21%).**

For details see the “Career, Salary Offers & Job Status of Respondents by College” chart below. **These outcomes are similar to last year**, despite the decreased job market for 2008-2009 graduates, which resulted in fewer employer visits to campus as well as job postings seeking UNLV students and alumni.

National employer surveys, such as those conducted by the National Association of Colleges and Employers (NACE), continue to cite On-Campus Recruiting (OCR) as one of the most effective methods for quality staffing. Overall, OCR for 2008-2009 saw a 45% decrease in employers visiting campus.

**Responding students from this college identified our online recruiting system, UNLV CareerLink, as the number one most useful Career Services’ program they used**, followed by our career handbook “Backpacks to Briefcases”, and meeting with a Career Counselor. **Our Career Counselors recommend students and alumni utilize all available tools in their job searches**, including online postings, Resume Books, and On-Campus Recruiting which are part of UNLV CareerLink, which is available to all registered students, as well as graduates who are members of the UNLV Alumni Association. Career Services hosted three career fairs during the year, as well as two targeted mixers; all had very good turnouts by students/alumni and employers.

**NEED MORE INFO?**  
<http://hire.unlv.edu>

Access the 2008–2009 Graduating Students Survey Response Database via the Career Services’ main web page (<http://hire.unlv.edu>). Click “Reports” in upper right. We use the commercial software program “Survey Monkey” to gather data / report responses from our graduates. This system enables filtering by college, major, graduation date, etc., allowing viewing only the responses in which you are interested. The previous year’s database and reports are also available.

**CAREER, SALARY OFFERS & JOB STATUS OF RESPONDENTS FOR THE COLLEGE LIBERAL ARTS**

	<b>All</b>	<b>Liberal Arts</b>
<b>Currently Employed</b>	68%	65%
<b>Career-related Current Employment</b>	75%	32%
<b>Salary Offers – High:</b>	\$125,000	<b>\$82,000</b>
<b>Average:</b>	\$44,000	<b>\$37,800</b>
<b>Low:</b>	\$12,000	<b>\$25,000</b>
<b>Actively Pursuing Graduate Studies</b>	21%	41%

**Listing Of Job Offers Accepted**

<b>Company Name</b>	<b>Job Title</b>	<b>City</b>	<b>State</b>	<b>Salary</b>
Auburn University	Senior Staff Clinician	Auburn	AL	\$45,210
Best Buy	Administrative Senior	Las Vegas	NV	\$33,363
Chungdahn Learning	Teacher	Daejion	South Korea	\$45,000
Coast Comprehensive Health Ctr	Psychologist	Waianae	HI	\$40,000
College of the Redwoods	Professor	Eureka	CA	\$60,000
Diamond Head Sign	Manager	Las Vegas	NV	\$31,200
DOI National Park Service Lake Mead	Archeologist	Boulder City	NV	\$37,107
FBI	Staff Operations Specialist	Las Vegas	NV	\$45,000
Fiamma (MGM Grand)	Server	Las Vegas	NV	\$24,960
Graff Diamonds	Sales	Las Vegas	NV	\$52,000
Henderson Healthcare Center	MDS/Data Entry	Henderson	NV	\$32,157
John H. Cotton & Associates	File Clerk	Las Vegas	NV	\$24,960
JT3	Tech Publisher	Las Vegas	NV	\$35,600
Law Office of Adam S. Kutner	Claims Assistant	Las Vegas	NV	\$43,680
Metro Networks	Assistant Director of Operations	Las Vegas	NV	\$36,500
MGM Grand	Coordinator	Las Vegas	NV	\$31,200

OCRACS	Financial Services Sales Manager	McKinney	TX	\$82,000
Outback	Admin / Bartender	Las Vegas	NV	\$30,000
Palm Mortuary	Human Resources/Accounting Asst	Las Vegas	NV	\$31,304
PB Americas	Sr. Administrative Asst.	Las Vegas	NV	\$45,000
PINK the Boutique	Manager	Las Vegas	NV	\$24,960
Platinum Hotel	Spa Receptionist	Las Vegas	NV	\$24,960
Private Family	Child Care Giver	Wilsonville	OR	\$31,200
Quality Managers Contractors	Assistant Project Manager	Las Vegas	NV	\$45,000
Quest Diagnostics	Billing Data Entry Operator II	Las Vegas	NV	\$26,728
Quest Diagnostics	Prep Lab Asst	Las Vegas	NV	\$30,222
R&R Partners	Assistant Media Planner/Buyer	Las Vegas	NV	\$30,000
Rainbow's End Natural Foods	Manager	Las Vegas	NV	\$24,960
Razor Stream	Asst Director Business Operations	Las Vegas	NV	\$31,000
RTC of Southern Nevada	Senior Equipment Technician	Las Vegas	NV	\$63,000
Safe Nest, TADC	Senior Domestic Violence Advocate	Las Vegas	NV	\$35,000
St Jude's Ranch for Children	Assistant Family Teacher	Boulder City	NV	\$27,435
Sun State Components	Data Entry	North Las Vegas	NV	\$31,200
UC Davis Medical Center	Post Doctoral Fellow	Sacramento	CA	\$35,000
University of Nevada, Las Vegas	Asst Program Director, Outreach	Las Vegas	NV	\$57,000
US Bureau of Reclamation	Environmental Protection Specialist	Boulder City	NV	\$42,000
Waiialua High School	P.E. Teacher	Waiialua	HI	\$31,200
Wells Fargo	Personal Banker	Rancho Santa Margarita	CA	\$40,000
WLM Group Employment	Manager	Las Vegas	NV	\$36,000