

# SCHOOL OF NURSING SUMMARY: UNLV CAREER OUTCOMES 2008 - 2009

Summary of the Career Outcomes Survey conducted by Career Services within two months after graduation

## Majors of Respondents

1. Nursing
2. Nurse Educator (Masters)

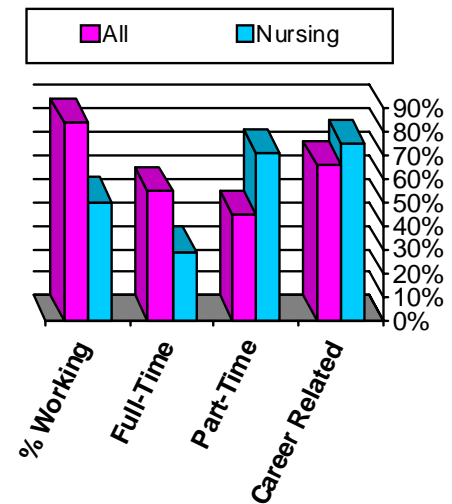
### Total Respondents from the School of Nursing = 16

Undergraduates: 11/16 = **69%**  
 Graduates: 5/16 = **31%**

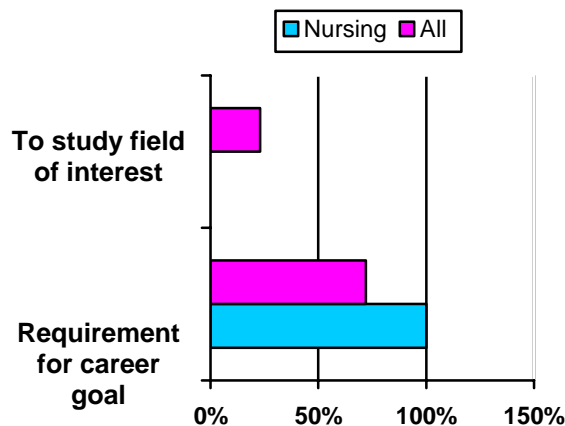
### Percentage of School of Nursing Graduating Class (175) Represented by Survey

All: 16/175 = **9%**  
 Undergraduates: 11/135 = **8%**  
 Graduates: 5/40 = **13%**

## Employment Status While in School



## Primary Reason for Pursuing a Degree



### CAREER EXPERIENCE CAN MAKE A DIFFERENCE!

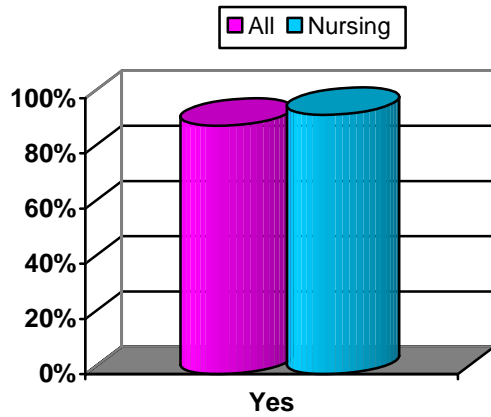
For College of Nursing graduates, **50% of all respondents indicated they worked while attending school**, which was below last year (68%) and well below the average for all respondents (84%). **Of those who did work, 29% characterized their work as primarily full-time**, lower than last year (35%) and well below the average (55%) for all students.

Of those who reported working while in school, 75% said their pre-graduation employment was related to their field of study, much higher than last year (44%) and above the average (66%). Students with career-related experience develop marketable skills and employer contacts leading to greater success in their career searches upon graduation.

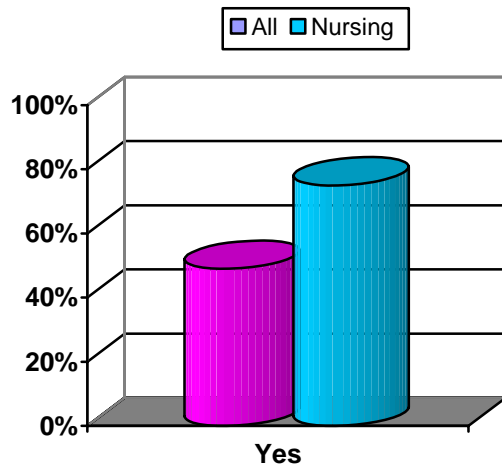
### TOP 3 CAREER SERVICES UTILIZED BY NURSING STUDENTS

- #1 **"Backpacks to Briefcases" Career Handbook**
- #2 **UNLV CareerLink (Online Recruiting System)**
- #3 **Internship/Summer Job Fair**

**Do you believe your UNLV education has prepared you for your chosen profession?**



**Did your recent degree contribute to your employment status?**



**JOB OUTCOMES**

**OF THE COLLEGE OF NURSING RESPONDENTS TO OUR SURVEY, 50% of graduates reported they were currently employed or had accepted a job offer, compared to 65% last year and the average of 68%; 75% of those jobs/offers were related to their field of study, compared to 83% last year and the average of 75%. Three quarters (75%) reported they were hired for a new position, followed by 25% continuing their current employment (jobs held while attending school).**

**Of respondents, 94% felt their UNLV education prepared them for their chosen profession, above the average (90%), and 75% felt their recent degree contributed to their employment status, well above the average (49%). Of those reporting they were not currently employed, 78% were actively seeking employment (average was 59%), while none were enrolled in or seeking Graduate School (average 21%).**

For details see the “Career, Salary Offers & Job Status of Respondents by College” chart below. **These outcomes are much less favorable than last year for a field that is usually in demand.** This could be reflective of a lower than average response rate from graduates, but also indicates a more challenging job market for nursing graduates with more limited opportunities than in the past.

**Responding students from this college identified our career handbook “Backpacks to Briefcases”, as the number one most useful Career Services’ program they used, followed by our online recruiting system, UNLV CareerLink, and the internship/Summer Job Fair. Our Career Counselors recommend students and alumni utilize all available tools in their job searches, including online postings, Resume Books, and On-Campus Recruiting which are part of UNLV CareerLink, which is available to all registered students, as well as graduates who are members of the UNLV Alumni Association. Career Services hosted three career fairs during the year, as well as two targeted mixers; all had very good turnouts by students/alumni and employers.**

**NEED MORE INFO?  
<http://hire.unlv.edu>**

Access the 2008–2009 Graduating Students Survey Response Database via the Career Services’ main web page (<http://hire.unlv.edu>). Click “Reports” in upper right. We use the commercial software program “Survey Monkey” to gather data / report responses from our graduates. This system enables filtering by college, major, graduation date, etc., allowing viewing only the responses in which you are interested. The previous year’s database and reports are also available.

**CAREER, SALARY OFFERS & JOB STATUS OF RESPONDENTS FOR THE  
SCHOOL OF NURSING**

	<b>All</b>	<b>Nursing</b>
<b>Currently Employed</b>	68%	50%
<b>Career-related Current Employment</b>	75%	75%
<b>Salary Offers – High:</b>	\$125,000	<b>\$92,100</b>
<b>Average:</b>	\$44,000	<b>\$68,000</b>
<b>Low:</b>	\$12,000	<b>\$43,200</b>
<b>Actively Pursuing Graduate Studies</b>	21%	0%

**Listing of Job Offers Accepted**

<b>Company Name</b>	<b>Job Title</b>	<b>City</b>	<b>State</b>	<b>Salary</b>
Eastern Plumas Healthcare	FNP	Portola	CA	\$92,082
Pulmonary Associates	Nurse Practitioner	Las Vegas	NV	\$80,000
Renown Medical Center	Registered Nurse	Reno	NV	\$56,597
Sunrise Hospital	Registered Nurse	Las Vegas	NV	\$43,200