

# SCHOOL OF PUBLIC HEALTH SUMMARY: UNLV CAREER OUTCOMES 2008 - 2009

Summary of the Career Outcomes Survey conducted by Career Services within two months after graduation

## Top 3 Majors of Respondents

1. Health Care Administration
2. Health Promotion (Masters)
3. Public Health (Masters & PhD)

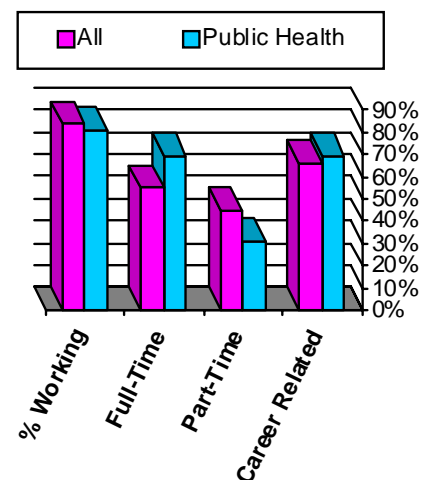
### Total Respondents from the School of Public Health = 16

Undergraduates: 6/16 = 38%  
 Graduates: 10/16 = 62%

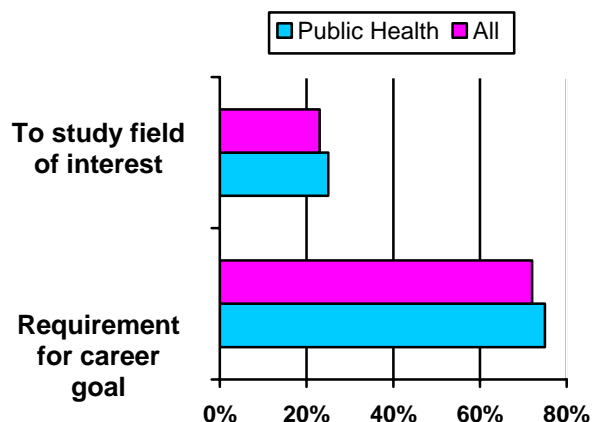
### Percentage of School of Public Health Graduating Class (46) Represented by Survey

All: 16/46 = 35%  
 Undergraduates: 6/21 = 29%  
 Graduates: 10/25 = 40%

## Employment Status While in School



## Primary Reason for Pursuing a Degree



### CAREER EXPERIENCE CAN MAKE A DIFFERENCE!

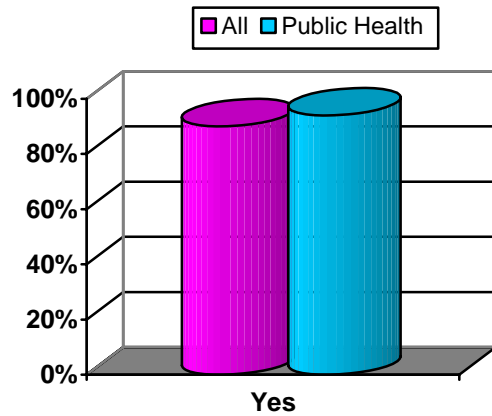
For School of Public Health graduates, **81% of all respondents indicated they worked while attending school**, which was below last year (100%) and slightly below the average for all respondents (84%). **Of those who did work, 69% characterized their work as primarily full-time**, lower than last year (81%) but well above the average (55%) for all students.

Of those who reported working while in school, 69% said their pre-graduation employment was related to their field of study, slightly lower than last year (71%) but still above the average (66%). Students with career-related experience develop marketable skills and employer contacts leading to greater success in their career searches upon graduation.

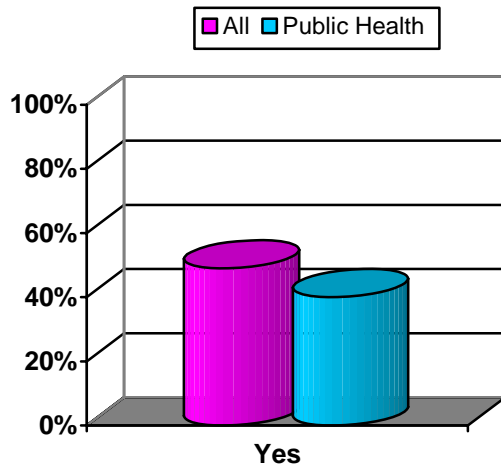
### TOP 6 CAREER SERVICES UTILIZED BY PUBLIC HEALTH STUDENTS

- #1 "**Backpacks to Briefcases**" Career Handbook
- #2 Internship/Summer Job Fair
- #3 Met with Career Counselor
- #4 UNLV Career Day (Spring)
- #5 In-Office Computer Lab
- #6 Walk-In Resume Critique

**Do you believe your UNLV education has prepared you for your chosen profession?**



**Did your recent degree contribute to your employment status?**



**JOB OUTCOMES**

**OF THE SCHOOL OF PUBLIC HEALTH RESPONDENTS TO OUR SURVEY, 63% of graduates reported they were currently employed or had accepted a job offer, compared to 86% last year and the average of 68%; 40% of those jobs/offers were related to their field of study, compared to 63% last year but still well above the average of 75%. Most (80%) reported they were continuing their current employment (jobs held while attending school), followed by those hired for a new position (10%), and promotions (10%).**

**Of respondents, 94% felt their UNLV education prepared them for their chosen profession, above the average (90%), and 40% felt their recent degree contributed to their employment status, below the average (49%).** Of those reporting they were not currently employed, 57% were actively seeking employment (average was 59%), while 43% were enrolled in or seeking Graduate School (average 21%).

For details see the "Career, Salary Offers & Job Status of Respondents by College" chart below. **These outcomes are significantly less favorable than last year**, due to the decreased job market for 2008-2009 graduates, which resulted in fewer employer visits to campus as well as job postings seeking UNLV students and alumni.

National employer surveys, such as those conducted by the National Association of Colleges and Employers (NACE), continue to cite On-Campus Recruiting (OCR) as one of the most effective methods for quality staffing. Overall, OCR for 2008-2009 saw a 45% decrease in employers visiting campus.

**Responding students from this school identified our career handbook "Backpacks to Briefcases" as the number one most useful Career Services' program they used**, followed by the Internship/Summer Job Fair and meeting with a Career Counselor. **Our Career Counselors recommend students and alumni utilize all available tools in their job searches**, including online postings, Resume Books, and On-Campus Recruiting which are part of UNLV CareerLink, which is available to all registered students, as well as graduates who are members of the UNLV Alumni Association. Career Services hosted three career fairs during the year, as well as two targeted mixers; all had very good turnouts by students/alumni and employers.

**NEED MORE INFO?**  
<http://hire.unlv.edu>

Access the 2008–2009 Graduating Students Survey Response Database via the Career Services' main web page (<http://hire.unlv.edu>). Click "Reports" in upper right. We use the commercial software program "Survey Monkey" to gather data / report responses from our graduates. This system enables filtering by college, major, graduation date, etc., allowing viewing only the responses in which you are interested. The previous year's database and reports are also available.

**CAREER, SALARY OFFERS & JOB STATUS OF RESPONDENTS FOR THE  
SCHOOL OF PUBLIC HEALTH**

	<b>All</b>	<b>Public Health</b>
<b>Currently Employed</b>	68%	63%
<b>Career-related Current Employment</b>	75%	40%
<b>Salary Offers – High:</b>	\$125,000	<b>\$120,000</b>
<b>Average:</b>	\$44,000	<b>\$62,800</b>
<b>Low:</b>	\$12,000	<b>\$40,000</b>
<b>Actively Pursuing Graduate Studies</b>	21%	43%

**Listing of Job Offers Accepted**

<b>Company Name</b>	<b>Job Title</b>	<b>City</b>	<b>State</b>	<b>Salary</b>
Clark County School District	Teacher	Las Vegas	NV	\$40,000
EdC Care Management Inc	Physician Assistant	North Las Vegas	NV	\$120,000
Franz Family Bakery	Bread Checker	Springfield	OR	\$41,683
Nevada Cancer Institute	Health Education	Las Vegas	NV	\$47,000
UMC	Medical Technologist	Las Vegas	NV	\$48,000
United Healthcare	Manager	Las Vegas	NV	\$80,000