

UNIVERSITY COLLEGE SUMMARY: UNLV CAREER OUTCOMES 2008 - 2009

Summary of the Career Outcomes Survey conducted by Career Services within two months after graduation

Major of Respondents

1. University Studies

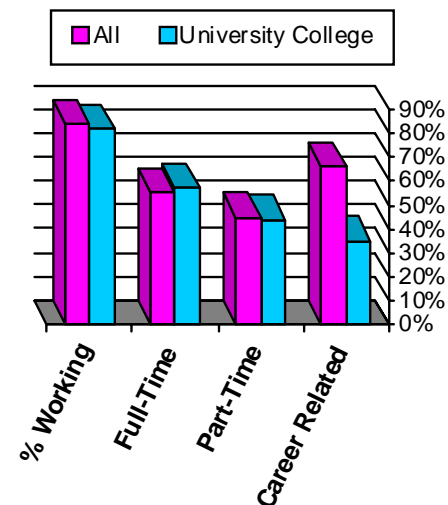
Total Respondents from University College = 28

Undergraduates: 28/28 = 100%

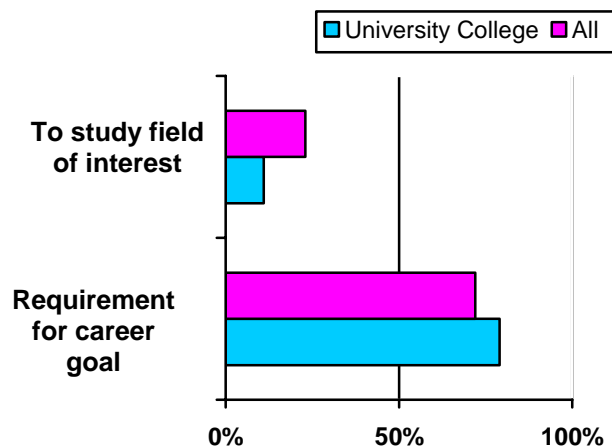
Percentage of University College Graduating Class (153) Represented by Survey

All: 28/153 = 18%

Employment Status While in School



Primary Reason for Pursuing a Degree



CAREER EXPERIENCE CAN MAKE A DIFFERENCE!

For University College graduates, **82% of all respondents indicated they worked while attending school**, which was below last year (87%) and the average for all respondents (84%). **Of those who did work, 57% characterized their work as primarily full-time**, lower than last year (64%) but slightly higher than the average (55%) for all students.

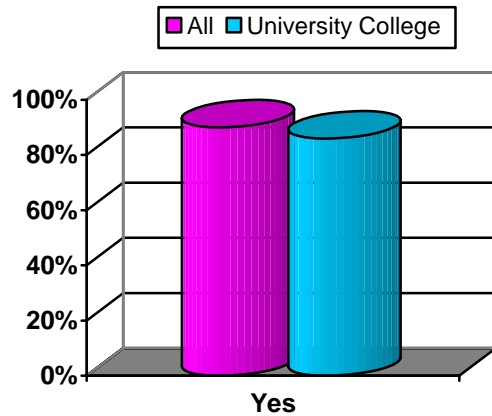
Of those who reported working while in school, 35% said their pre-graduation employment was related to their field of study, lower than last year (46%) and significantly lower than the average (66%). Students with career-related experience develop marketable skills and employer contacts leading to greater success in their career searches upon graduation.

TOP 7 CAREER SERVICES UTILIZED BY UNIVERSITY COLLEGE STUDENTS

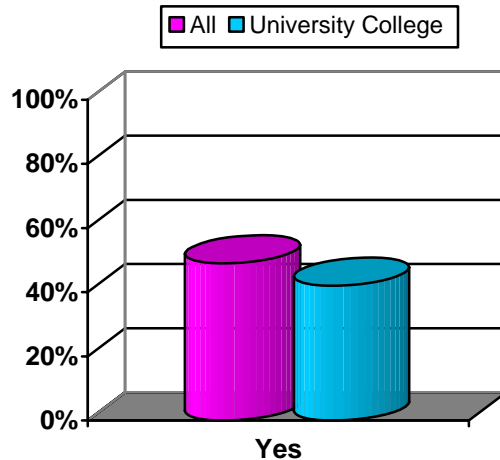
- #1 UNLV CareerLink (Online Recruiting System)
- #2 "Backpacks to Briefcases" Career Handbook
- #3 Career Services Main Webpage
- #4 UNLV Career Day (Spring)
- #5 Met with Career Counselor
- #6 Fall Marketplace
- #7 In-Class Presentation by Staff Member

JOB OUTCOMES

Do you believe your UNLV education has prepared you for your chosen profession?



Did your recent degree contribute to your current employment status?



OF THE UNIVERSITY COLLEGE RESPONDENTS TO OUR SURVEY, 68% of graduates reported they were currently employed or had accepted a job offer, compared to 62% last year and the average of 68%; 42% of those jobs/offers were related to their field of study, compared to 38% last year but still well below the average of 75%. Almost two-thirds (63%) reported they were continuing their current employment (jobs held while attending school), followed by those hired for a new position (32%), and promotions (5%).

Of respondents, 86% felt their UNLV education prepared them for their chosen profession, slightly below the average (90%), and 42% felt their recent degree contributed to their employment status, again below the average (49%). Of those reporting they were not currently employed, 64% were actively seeking employment (average was 59%), while none were enrolled in or seeking Graduate School (average 21%).

For details see the “Career, Salary Offers & Job Status of Respondents by College” chart below. **These outcomes are slightly more favorable than last year**, despite the decreased job market for 2008-2009 graduates, which resulted in fewer employer visits to campus as well as job postings seeking UNLV students and alumni.

National employer surveys, such as those conducted by the National Association of Colleges and Employers (NACE), continue to cite On-Campus Recruiting (OCR) as one of the most effective methods for quality staffing. Overall, OCR for 2008-2009 saw a 45% decrease in employers visiting campus.

Responding students from this college identified our online recruiting system, UNLV CareerLink, as the number one most useful Career Services’ program they used, followed by meeting with a Career Counselor and our career handbook “Backpacks to Briefcases”. Our Career Counselors recommend students and alumni utilize all available tools in their job searches, including online postings, Resume Books, and On-Campus Recruiting which are part of UNLV CareerLink, which is available to all registered students, as well as graduates who are members of the UNLV Alumni Association. Career Services hosted three career fairs during the year, as well as two targeted mixers; all had very good turnouts by students/alumni and employers.

NEED MORE INFO?
<http://hire.unlv.edu>

Access the 2008–2009 Graduating Students Survey Response Database via the Career Services’ main web page (<http://hire.unlv.edu>). Click “Reports” in upper right. We use the commercial software program “Survey Monkey” to gather data / report responses from our graduates. This system enables filtering by college, major, graduation date, etc., allowing viewing only the responses in which you are interested. The previous year’s database and reports are also available.

CAREER, SALARY OFFERS & JOB STATUS OF RESPONDENTS FOR THE UNIVERSITY COLLEGE

	All	University College
Currently Employed	68%	68%
Career-related Current Employment	75%	42%
Salary Offers – High:	\$125,000	\$85,000
Average:	\$44,000	\$43,500
Low:	\$12,000	\$20,000
Actively Pursuing Graduate Studies	21%	0%

Listing Of Job Offers Accepted

Company Name	Job Title	City	State	Salary
Best Buddies Nevada	Deputy Director of Programs	Las Vegas	NV	\$45,000
Clark County School District	Administrative Sergeant	Las Vegas	NV	\$85,000
Creative Catering	Wholesale Representative	Las Vegas	NV	\$20,000
Down Syndrome Org Of Southern Nevada	Program Director	Las Vegas	NV	\$30,000
Freedom Medical Supply	Manager	Las Vegas	NV	\$24,000
KLAS-TV	Newscast Director	Las Vegas	NV	\$38,834
Mojave Restoration	General Manager	Henderson	NV	\$52,000
Sprint Nextel Communications	Retail Consultant	Las Vegas	NV	\$35,000
Station Casinos	Beverage Server	Las Vegas	NV	\$50,000
Target Corporation	Executive Team Leader	Las Vegas	NV	\$55,000