

COLLEGE OF URBAN AFFAIRS SUMMARY: UNLV CAREER OUTCOMES 2008 - 2009

Summary of the Career Outcomes Survey conducted by Career Services within two months after graduation

Top 6 Majors of Respondents

1. Criminal Justice
2. Social Work
3. Journalism & Media Studies
4. Public Administration
5. Environmental Studies
6. Communications Studies

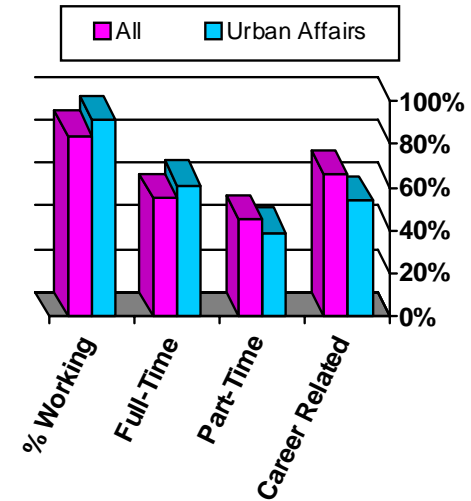
Total Respondents from College of Urban Affairs = 87

Undergraduates: $60/87 = 69\%$
 Graduates: $27/87 = 31\%$

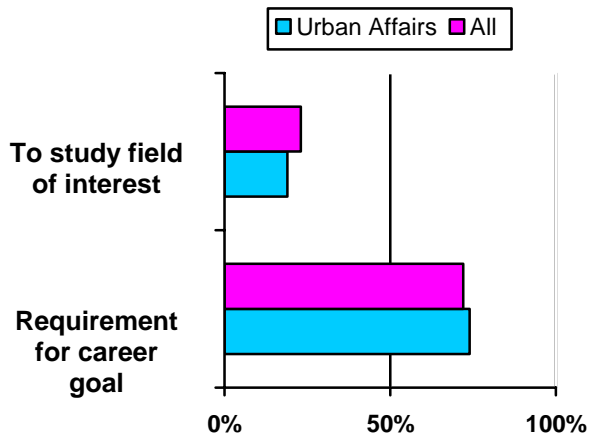
Percentage of College of Urban Affairs Graduating Class (603) Represented by Survey

All: $87/603 = 14\%$
 Undergraduates: $60/462 = 13\%$
 Graduates: $27/141 = 19\%$

Employment Status While in School



Primary Reason for Pursuing a Degree



CAREER EXPERIENCE CAN MAKE A DIFFERENCE!

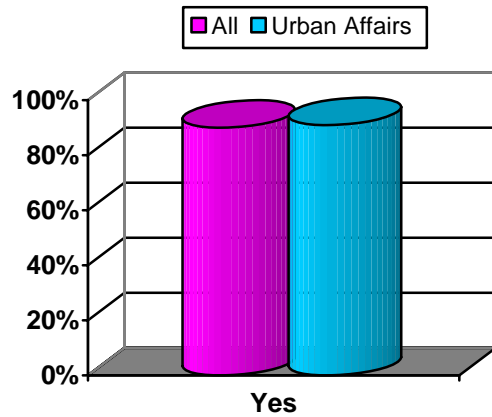
For College of Urban Affairs graduates, **91% of all respondents indicated they worked while attending school**, about the same as last year (92%) and above the average for all respondents (84%). **Of those who worked, 61% characterized their work as primarily full-time**, slightly higher than last year (58%) as well as the average (55%) for all students.

Of those who reported working while in school, 54% said their pre-graduation employment was related to their field of study, higher than last year (48%) but still below the average (66%). Students with career-related experience develop marketable skills and employer contacts leading to greater success in their career searches upon graduation.

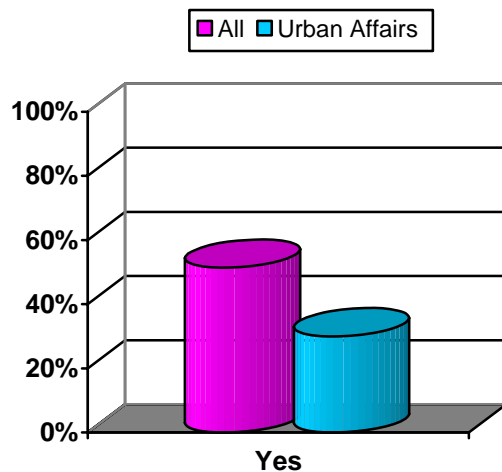
TOP 7 CAREER SERVICES UTILIZED BY URBAN AFFAIRS STUDENTS

- #1 Career Services Main Webpage
- #2 UNLV CareerLink (Online Recruiting System)
- #3 "Backpacks to Briefcases" Career Handbook
- #4 UNLV Career Day (Spring)
- #5 Internship/Summer Job Fair
- #6 Fall Marketplace
- #7 Walk-in Resume Critique

Do you believe your UNLV education has prepared you for your chosen profession?



Did your recent degree contribute to your current employment situation?



JOB OUTCOMES

OF THE COLLEGE OF URBAN AFFAIRS RESPONDENTS TO OUR SURVEY, 69% of graduates reported they were currently employed or had accepted a job offer, compared to 72% last year and the average of 68%; 36% of those jobs/offers were related to their field of study, compared to 47% last year and well below the average of 75%. Most (73%) reported they were continuing their current employment (jobs held while attending school); the rest were hired for a new position (27%).

Of respondents, 91% felt their UNLV education prepared them for their chosen profession, above the average (90%), but only 36% felt their recent degree contributed to their employment status, below the average (49%). Of those reporting they were not currently employed, 47% were actively seeking employment (average was 59%), while 28% were enrolled in or seeking Graduate School (average 21%).

For details see the “Career, Salary Offers & Job Status of Respondents by College” chart below. **These outcomes are slightly less favorable than last year**, due to the decreased job market for 2008-2009 graduates, which resulted in fewer employer visits to campus as well as job postings seeking UNLV students and alumni.

National employer surveys, such as those conducted by the National Association of Colleges and Employers (NACE), continue to cite On-Campus Recruiting (OCR) as one of the most effective methods for quality staffing. Overall, OCR for 2008-2009 saw a 45% decrease in employers visiting campus.

Responding students from this college identified the Career Services main webpage as the number one most useful Career Services’ program they use, followed by our online recruiting system, UNLV CareerLink, and our career handbook “Backpacks to Briefcases”. **Our Career Counselors recommend students and alumni utilize all available tools in their job searches**, including online postings, Resume Books, and On-Campus Recruiting which are part of UNLV CareerLink, which is available to all registered students, as well as graduates who are members of the UNLV Alumni Association. Career Services hosted three career fairs during the year, as well as two targeted mixers; all had very good turnouts by students/alumni and employers.

NEED MORE INFO?
<http://hire.unlv.edu>

Access the 2008–2009 Graduating Students Survey Response Database via the Career Services’ main web page (<http://hire.unlv.edu>). Click “Reports” in upper right. We use the commercial software program “Survey Monkey” to gather data / report responses from our graduates. This system enables filtering by college, major, graduation date, etc., allowing viewing only the responses in which you are interested. The previous year’s database and reports are also available.

CAREER, SALARY OFFERS & JOB STATUS OF RESPONDENTS FOR THE COLLEGE OF URBAN AFFAIRS

	All	Urban Affairs
Currently Employed	68%	69%
Career-related Current Employment	75%	36%
Salary Offers – High:	\$125,000	\$92,000
Average:	\$44,000	\$42,400
Low:	\$12,000	\$16,800
Actively Pursuing Graduate Studies	21%	28%

Listing of Job Offers Accepted

Company Name	Job Title	City	State	Salary
Advance Oral and Maxillofacial Surgery	Office Manager / Surgery Assistant	Las Vegas	NV	\$45,760
Agape Children's Services	Family Support Specialist	Las Vegas	NV	\$37,440
Americorps	Environmental Education Specialist	Las Vegas	NV	\$16,800
Boyd Gaming	Communications Manager	Las Vegas	NV	\$62,000
CCWRD	Sr. Management Specialist	Las Vegas	NV	\$70,000
CCWRD	Senior Civil Engineer	Las Vegas	NV	\$92,000
City of Boulder City	Police Officer	Boulder City	NV	\$49,920
Clark County	Public Specialist Services	Las Vegas	NV	\$47,000
Clark County Dept of Family Services	Sr Family Service Specialist	Las Vegas	NV	\$54,000
Clark County Family Services	Protective Services Specialist	Las Vegas	NV	\$81,120
Community Counseling	Counselor	Las Vegas	NV	\$37,500
Davis Behavioral Health	Counselor	Layton	UT	\$39,520
EG+G	Flight Attendant	Las Vegas	NV	\$29,000
Fischer's Pest Control Inc	Office Manager	Las Vegas	NV	\$31,200
FIT	Case Manager	Las Vegas	NV	\$32,000
General Concrete Inc	Office Manager	Las Vegas	NV	\$29,120
Greenspun Media Group	Guides Editor	Henderson	NV	\$20,800
Harmony Healthcare	Social Worker	Las Vegas	NV	\$45,000
Henderson Health Care	Social Worker	Henderson	NV	\$49,920
Hertz Corporation	Location Manager	Las Vegas	NV	\$42,000

KVBC Channel 3	Technical Director	Las Vegas	NV	\$24,960
LV Metro Police Dept	Support Tech	Las Vegas	NV	\$42,000
LV Metro Police Dept	Corrections Assistant	Las Vegas	NV	\$45,000
LV Metro Police Dept	Corrections Recruit	Las Vegas	NV	\$54,000
MGM Grand	Administrative Assistant	Las Vegas	NV	\$35,000
NVEnergy	Environmental Temp	Las Vegas	NV	\$46,280
Pacific Events Productions	Stagehand	Las Vegas	NV	\$20,800
ProCaps Laboratories	Legal Assistant	Henderson	NV	\$40,000
Regional Transportation Comm of S Nevada	Transit Operations Planner	Las Vegas	NV	\$61,048
Safehouse	Community Outreach Educator	Unreported		\$30,000
Sandy City	Long Range Planning Manager	Sandy	UT	\$70,000
School District	Guest Teacher	Las Vegas	NV	\$24,960
Southern Nevada Child/Adolescent Services	Mental Health Technician	Las Vegas	NV	\$27,581
Spearment Rhino	Entertainer	Las Vegas	NV	\$72,000
State Gaming Control Board	Program Manager	Las Vegas	NV	\$55,000
Terribles Primm Valley Resort Casino	Security Officer	Primm	NV	\$30,122
UCLA	Data Entry Assistant	Santa Monica	CA	\$38,605
United States Army	Infantry	Unreported		\$27,000
US Department of Homeland Security - TSA	Transportation Security Officer	Las Vegas	NV	\$32,071
Walmart	Department Manager	Las Vegas	NV	\$25,168
Youth Dynamics	Head Clinical Staff/Therapist	Great Falls,	MT	\$25,944