

LIBERAL ARTS SUMMARY: UNLV CAREER OUTCOMES 2005 - 2006

A summary of the Career Outcomes Survey conducted by Career Services staff three months after graduation

Top 5 Majors

1. Psychology
2. Political Science
3. History
4. Sociology
5. English

Total Respondents from Liberal Arts (149)

Undergraduate 132/149 = 89%

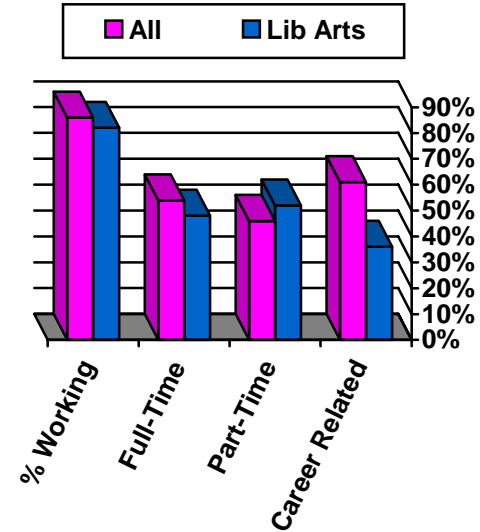
Graduate 17/149 = 11%

Percentage of Liberal Arts Graduating Class represented by Survey

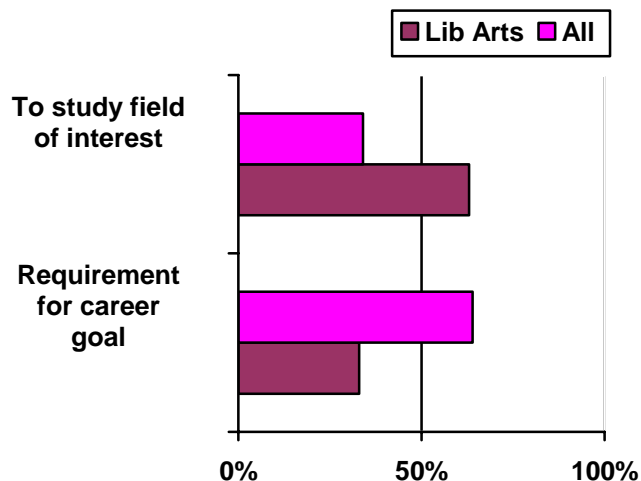
Undergraduates 132/571 = 23%

Graduates 17/64 = 27%

Employment Status of Respondents while in School



Primary Reason for Pursuing a Degree



CAREER EXPERIENCE CAN MAKE A DIFFERENCE!

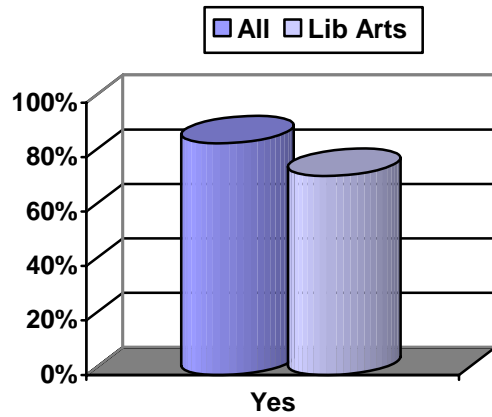
Overall, 82% of College of Liberal Arts respondents indicated they worked while attending school, and 48% of those characterized their work as primarily full-time lower than that of all respondents (54%).

Of the students who reported working while in school, only 36% said their pre-graduation employment was related to their field of study compared to 61% of all students. The national trend continues as students with career-related experience develop marketable skills and networks of employer contacts leading to greater success in their career searches upon graduation. This is an area where career services can be of greater assistance to Liberal Arts students.

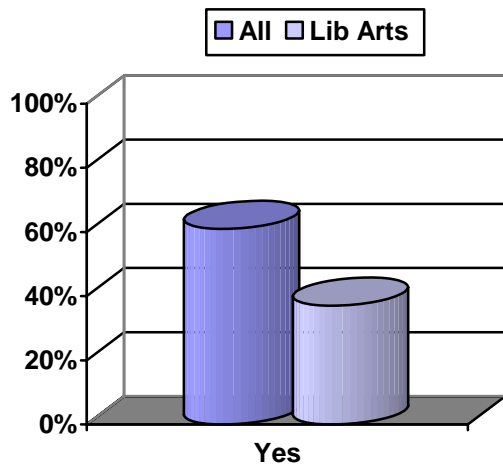
TOP 7 CAREER SERVICES UTILIZED BY STUDENTS

- #1 UNLV Career Day (each Spring semester)
- #2 "Backpacks to Briefcases" Career Handbook
- #3 Career services' main web-page
- #4 Met with a Career Counselor
- #5 In-office Computer Lab
- #6 In-office Career Library
- #7 In-class presentation by staff member

Do you believe your UNLV education has prepared you for your chosen profession?



Did the degree you recently completed through UNLV help you obtain, enhance your status in and/or make you eligible for promotion in your current position?



**JOB OUTLOOK:
Continued Improvement!**

The job market for 2005 – 2006 graduates was much improved, with more employers seeking UNLV students and alumni than in the previous 4 years. Graduates reporting career-related current employment status within 3 months of graduation revealed good results for all career interests and college majors (see chart that follows).

37% of Liberal Arts respondents felt their degree helped them obtain, enhance their status in, and/or made them eligible for promotion in their current positions compared to 61% of all respondents. **The good news is On-Campus Recruiting interview opportunities significantly increased for the second year in a row, by 28% overall.** The increase in on campus recruiting contributed to the overall **76% employment rate for 2005 – 2006 graduates with 66% of all graduates in career related positions.** In comparison **75% of Liberal Arts graduates reported employment with 37% in career related positions.** However, a large number of the “unemployed” respondents were actively pursuing graduate school, relocating, or taking time off. This was particularly the case with Liberal Arts students with 37% pursuing graduate school compared to 26% of all respondents.

Responding students identified our ‘annual career day’, ‘career handbook’ and ‘Career Services website’ as the top three tools they utilized from us. Students should use all available tools in their job searches, including the online web-based job and internship postings, Resume Books, and On-Campus Recruiting, all part of **UNLV CareerLink**, our online recruiting management system. In addition we host career fairs twice a year, which are great opportunities for networking and researching current and future employment and internship opportunities. Liberal Arts students can take full advantage of these opportunities whether undergraduate or graduate level.

**NEED MORE INFO?
<http://hire.unLas Vegas.edu>**

Click the red “Publications” button on the Career Services’ main web page for direct access to the 2005–2006 Graduating Students Survey Response Database.

We used Survey Monkey to gather the data and report the responses from our graduates. This system enables filtering of the responses (by individual colleges, majors, graduation dates, etc.) so you can see only the responses you’re interested in.

More reports, including this and previous years’ Executive Summaries, can be accessed through this same link as they become available!

**CAREER, SALARY OFFERS & JOB STATUS
OF RESPONDENTS BY COLLEGE**

| | All | Liberal Arts |
|---|------------|---------------------|
| Currently Employed | 76% | 75% |
| Career-related Current Employment | 66% | 37% |
| Current Employment Full-time Status | 78% | 66% |
| Used UNLV CareerLink (Job Search System) | 26% | 16% |
| Received Career Offers through OCR | 14% | 1.8% |
| Salary Offers – High: | \$200,000 | \$100,000 |
| Average: | \$41,611 | \$33,701 |
| Low: | \$14,000 | \$14,000 |
| Actively Pursuing Graduate Studies | 26% | 37% |

**LISTING OF JOB OFFERS ACCEPTED BY
UNIVERSITY COLLEGE GRADUATES**

| Company Name | Job Title | City | State | Salary |
|-----------------------------|-----------------------------------|-------------|--------------|---------------|
| AHL | Account Executive | Atlanta | Georgia | \$100,000 |
| AM/PM | Cashier/stocker/assistant manager | Las Vegas | Nevada | \$16,000 |
| America West Airlines | Customer Service Rep | Las Vegas | Nevada | \$15,300 |
| Architect | Draftsmen | Las Vegas | Nevada | \$16,000 |
| Assessment Management Group | Support Staff | Las Vegas | Nevada | \$27,000 |
| Atel Comm. | Project Manager | San Diego | California | \$50,000 |
| Bali Hai Golf Course | Valet | Las Vegas | Nevada | \$17,000 |
| Bellagio | Houseperson | Las Vegas | Nevada | \$25,500 |
| Bertolinis | Gelato | Las Vegas | Nevada | \$14,000 |
| Bid 4 agents | Realtor | Las Vegas | Nevada | \$50,000 |
| Border Grill | Food Server | Las Vegas | Nevada | \$25,000 |

| Company Name | Job Title | City | State | Salary |
|----------------------------------|---------------------------------|-------------|--------------|---------------|
| Caesar Palace | Assistant Manager | Las Vegas | Nevada | \$34,000 |
| Caesars Palace | Business Center Concierge | Las Vegas | Nevada | \$26,500 |
| Caesars Palace | security officer | Las Vegas | Nevada | \$28,000 |
| CCSD | Document Control Specialist | Las Vegas | Nevada | \$70,000 |
| CCSD | Teacher/ Sub | Las Vegas | Nevada | \$27,500 |
| CCSD | Teacher | Las Vegas | Nevada | \$33,000 |
| CCSN | Adjunct Professor | Las Vegas | Nevada | \$18,000 |
| CCSN | Admin Asst. II | Las Vegas | Nevada | \$39,420 |
| Chili's Bar & Grill | Bartender | Las Vegas | Nevada | \$30,000 |
| city of Henderson | recreation assistant | Henderson | Nevada | \$21,000 |
| City of Las Vegas Parks and Rec. | Site Leader | Las Vegas | Nevada | \$20,800 |
| Clark County School District | Substitute Teacher | Las Vegas | Nevada | \$22,000 |
| Clark County School District | Guest Teacher | Las Vegas | Nevada | \$30,000 |
| Clark county school district | Sub. teacher | Las Vegas | Nevada | \$22,500 |
| Clark County School District | Substitute Teacher | Las Vegas | Nevada | \$22,500 |
| Coffee Bean & Tealeaf | barista | Las Vegas | Nevada | \$14,000 |
| Congressman Brad Sherman | Legislative Aide | Washington | DC | \$18,000 |
| CS consulting engineers | Drafting manager | Las Vegas | Nevada | \$38,000 |
| Deed Company | Receptionist | Las Vegas | Nevada | \$24,000 |
| Deli Planet Inc. | Director of HR and Training | Las Vegas | Nevada | \$60,000 |
| Duke University Medical Center | Postdoctoral Fellow (NIH Grant) | Durham | NC | \$40,000 |
| Exel | Module Operator | Las Vegas | Nevada | \$27,100 |
| Exel | Module Operator | Las Vegas | Nevada | \$27,100 |
| Fado Irish Pub | Hostess | Las Vegas | Nevada | \$20,000 |
| Farmer's Insurance | Customer Service Rep. | Las Vegas | Nevada | \$32,000 |
| Federal Courthouse | Docket Clerk | Las Vegas | Nevada | \$30,000 |
| Flyaway Indoor Skydiving | Marketing Manager | Las Vegas | Nevada | \$17,500 |
| 440th SIG. Co. | Admin NCO | Las Vegas | Nevada | \$40,000 |
| Hilton Grand Vacations | HR Trainer (bilingual) | Las Vegas | Nevada | \$47,500 |
| Hollister | Assistant Manager | Las Vegas | Nevada | \$23,000 |
| Holly Financial Group | Account Rep. | Randolph | NJ | \$58,000 |
| HRDI | Case Manager | Las Vegas | Nevada | \$29,000 |

| Company Name | Job Title | City | State | Salary |
|----------------------------|---------------------------------|--------------|--------------|---------------|
| IGT | Software Engineer | Las Vegas | Nevada | \$63,000 |
| Kenneth Cole | manager | Las Vegas | Nevada | \$30,000 |
| Lake Mead Christian Acad | Development Assistant | Henderson | Nevada | \$21,000 |
| Las Vegas Metro Police | Police officer | Las Vegas | Nevada | \$75,000 |
| Latin Ameer States Inst. | Graduate Research Assistant | Las Vegas | Nevada | \$15,000 |
| Law Off of MLE Trinidad | File Manager | Las Vegas | Nevada | \$19,000 |
| Luxor | Sales Host | Las Vegas | Nevada | \$18,700 |
| Luxor Hotel and Casino | Spa Manager | Las Vegas | Nevada | \$30,000 |
| Las Vegas AC | Dance Instructor | Las Vegas | Nevada | \$30,000 |
| Moore Wallace | National Account Manager | Las Vegas | Nevada | \$58,000 |
| Nevada Career Institute | Director Of Admissions | Las Vegas | Nevada | \$50,000 |
| NV Immigrant Resource Proj | Student translator/ Interpreter | Las Vegas | Nevada | \$34,000 |
| Nevada Medical Systems | Substance house counselor | N. Las Vegas | Nevada | \$24,000 |
| NV Dept. of Public Safety | Parole & Probation | Las Vegas | Nevada | \$43,500 |
| Paris Las Vegas | Customer Service | Las Vegas | Nevada | \$25,000 |
| PBS&J | Administrative Assistant | Henderson | Nevada | \$22,000 |
| Public Storage | Manager | Las Vegas | Nevada | \$19,000 |
| Red Rock Canyon | Interpretive Naturalist | Las Vegas | Nevada | \$26,700 |
| RH DONELLEY | ACCOUNT EXEC | Las Vegas | Nevada | \$60,000 |
| Rinker Materials | Assistant Safety Mgr. | Las Vegas | Nevada | \$50,000 |
| S.S.S.C.U. | FINANCIAL LOAN | Las Vegas | Nevada | \$25,260 |
| Self Employed (Astrotint) | Owner | Las Vegas | Nevada | \$60,000 |
| Shaunee State University | Assistant Professor | Portsmouth | Ohio | \$37,050 |
| Starbucks Coffee Company | Shift Supervisor | Las Vegas | Nevada | \$17,680 |
| State Farm Insurance | Secretary | Las Vegas | Nevada | \$20,000 |
| Summerlin Hospital | PSR | Las Vegas | Nevada | \$30,000 |
| The boys and girls club | computer cab instructor | Las Vegas | Nevada | \$22,000 |
| The Mirage Hotel | Employee Services Asst. Mgr | Las Vegas | Nevada | \$36,800 |

| Company Name | Job Title | City | State | Salary |
|---------------------|-------------------------------|-------------|--------------|---------------|
| Thomas Kinsora | Psychological asst. | Las Vegas | Nevada | \$36,000 |
| Trimga | Sale | Las Vegas | Nevada | \$48,000 |
| UNLV | Tutor | Las Vegas | Nevada | \$30,000 |
| UNLV | Technical Services Supervisor | Las Vegas | Nevada | \$53,000 |
| UNLV | Visiting Assistant Professor | Las Vegas | Nevada | \$42,000 |
| UNLV | Peer Advisor | Las Vegas | Nevada | \$60,000 |
| Van Heusen | Floor Supervisor | Las Vegas | Nevada | \$19,000 |
| Verizon Wireless | Sales Trainer | Las Vegas | Nevada | \$65,000 |