

SCHOOL OF PUBLIC HEALTH SUMMARY: UNLV CAREER OUTCOMES 2006 - 2007

A summary of the Career Outcomes Survey conducted by Career Services staff three months after graduation

Top Majors

1. Health Promotion
2. Health Care Administration

Total Respondents from the School of Public Health (21)

Undergraduates: 3/21 = 65%

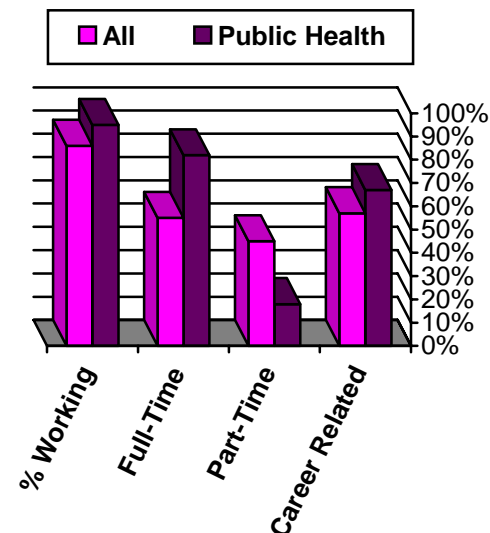
Graduates: 18/21 = 35%

Percentage of School of Public Health Graduating Class represented by Survey

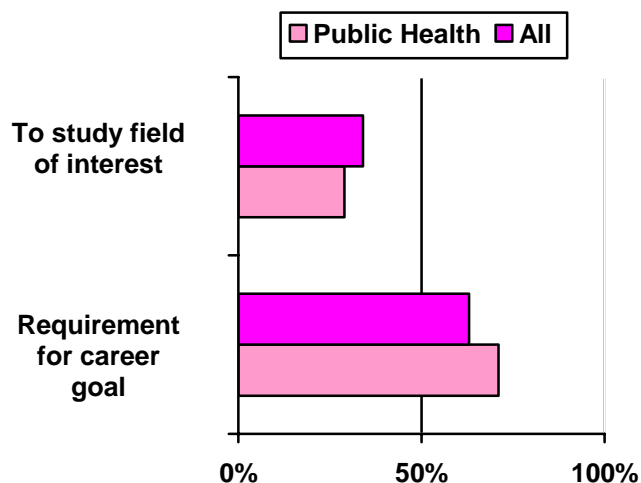
Undergraduates: 3/19 = 16%

Graduates: 18/32 = 56%

Employment Status While in School



Primary Reason for Pursuing a Degree



CAREER EXPERIENCE CAN MAKE A DIFFERENCE!

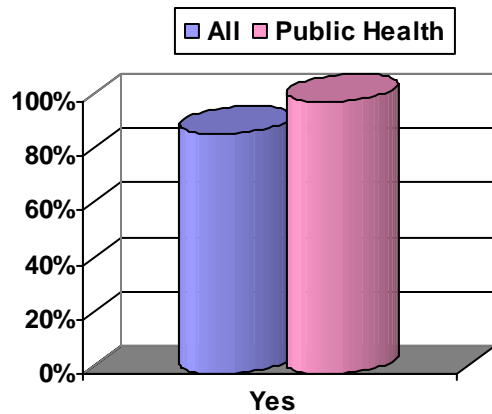
For School of Public Health graduates, 95% of respondents indicated they worked while attending school, well above the average for all students (86%). Of those who did work, 82% characterized their work as primarily full-time, compared to 55% for all students.

Of the School of Public Health students who reported working while in school, 67% said their pre-graduation employment was related to their field of study. Students with career-related experience develop marketable skills and networks of employer contacts leading to greater success in their career searches upon graduation.

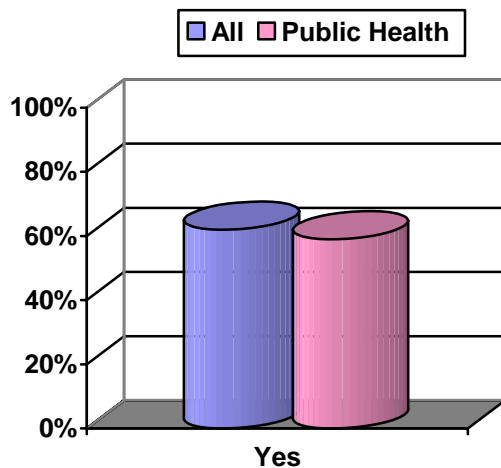
TOP 7 CAREER SERVICES UTILIZED BY STUDENTS

- #1 UNLV Career Day (each Spring Semester)
- #2 In-office Career Library
- #3 "Backpacks to Briefcases" Career Handbook
- #4 Hospitality & Business Marketplace (each Fall)
- #5 In-office Computer Lab
- #6 Met with a Career Walk-in resume critique
- #7 Career Services website

Do you believe your UNLV education has prepared you for your chosen profession?



Did the degree you recently completed through UNLV help you obtain, enhance your status in and/or make you eligible for promotion in your current position?



**JOB OUTLOOK:
Continued Improvement!**

The job market for 2006 – 2007 graduates continued to be positive, with the highest number of employers seeking UNLV students and alumni since pre-9/11. Graduates reporting career-related current employment status within 3 months of graduation revealed good results for School of Public Health majors, above the average for all colleges (see chart below). On-Campus Recruiting interview opportunities increased for the third year in a row, but less than 1% of the employers sought School of Public Health majors. This is mainly due to the close relationship between employers and the School of Public Health. **School of Public Health 2006 – 2007 graduates reported a 68% employment rate.** In addition, 50% of the respondents who reported they were unemployed were not seeking employment.

Also of note: 59% of School of Public Health respondents felt their degree helped them obtain, enhance their status in, and/or made them eligible for promotion in their current positions. Responding School of Public Health students identified our Spring career fair, in-office Career Library, and our career handbook as the top three tools they utilized from Career Services.

Students are advised to use all available tools in their job searches, including **UNLV CareerLink**, our online recruiting management system that includes job and internship postings, Resume Books, and On-Campus Recruiting. In addition we host career fairs twice a year, which are great opportunities for networking and researching current and future employment and internship opportunities.

**NEED MORE INFO?
<http://hire.unlv.edu>**

To access the 2006–2007 Graduating Students Survey Response Database, click the red “Publications” button on the Career Services’ main web page (<http://hire.unlv.edu>). We use the commercial software program “Survey Monkey” to gather the data and report the responses from our graduates. This system enables you to filter the responses by college, major, graduation date, etc., so you can see only the responses you’re interested in.

Previous years’ databases and reports are available as well.

**CAREER, SALARY OFFERS & JOB STATUS
OF RESPONDENTS OF SCHOOL OF PUBLIC HEALTH**

	All	Health Sciences
Currently Employed	74%	68%
Career-related Current Employment	66%	56%
Used UNLV CareerLink (Job Search System)	24%	26%
Received Career Offers through OCR	15%	18%
Salary Offers – High:	\$135,000	\$67,000
Average:	\$43,565	\$42,741
Low:	\$14,000	\$25,000
Actively Pursuing Graduate Studies	24%	16%

Listing of Job Offers Accepted

Company Name	Job Title	City	State	Salary
Charlie Palmer Steak	Bus Person	Las Vegas	NV	\$40,000
Ctr for Health Disparities	Research Scientist	LV	NV	\$50,000
MediFit	Health & Fitness Specialist	Las Vegas	NV	\$25,000
Pro Cars Labs	R&D Trainer	Henderson	NV	\$37,000
San Joaquin County Public Health	Nutrition Assistant	Stockton	CA	\$28,080
Sierra Health Services	Health Educator	Las Vegas	NV	\$51,000
State of Nevada - Office of Suicide	Youth Suicide Prevention Program Coord	Las Vegas	NV	\$67,000
UMN	Physician	Minneapolis	MN	\$48,000
UNLV	Site Coordinator	Las Vegas	NV	\$45,000
UNLV	Site Coordinator	Las Vegas	NV	\$45,000
Wynn Las Vegas	Tower Suites Coordinator/Front Desk Agent	Las Vegas	NV	\$34,070