

SCHOOL OF NURSING SUMMARY: UNLV CAREER OUTCOMES 2006 - 2007

A summary of the Career Outcomes Survey conducted by Career Services staff three months after graduation

Major

1. Nursing

Total Respondents from the School of Nursing

(32)

Undergraduates: 26/32 = **81%**

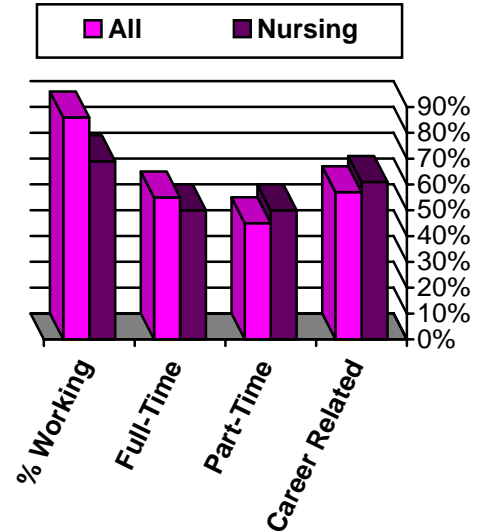
Graduates: 6/32 = **19%**

Percentage of School of Nursing Graduating Class represented by Survey

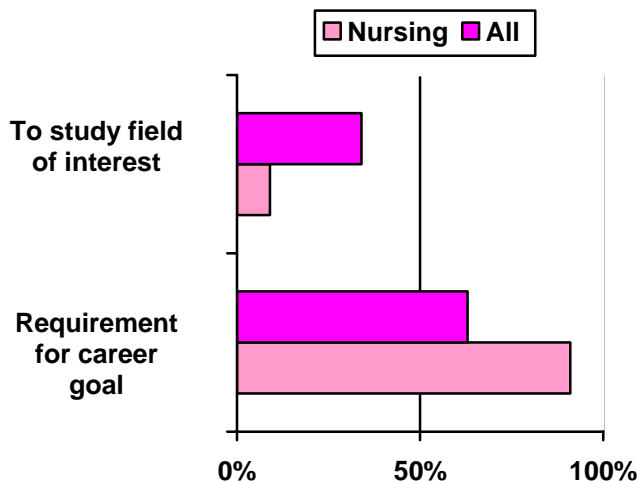
Undergraduates: 26/127 = **20%**

Graduates: 6/25 = **24%**

Employment Status While in School



Primary Reason for Pursuing a Degree



CAREER EXPERIENCE CAN MAKE A DIFFERENCE!

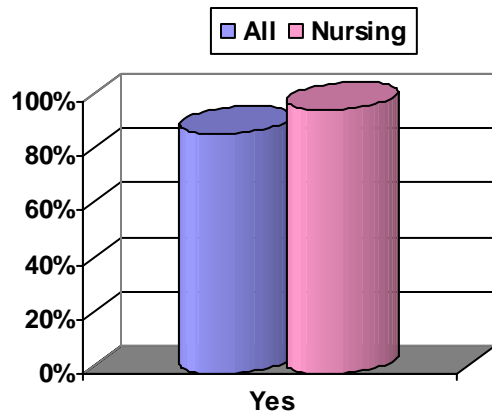
For School of Nursing graduates, 69% of respondents indicated they worked while attending school, below the average for all students (86%). Of those who did work, 50% characterized their work as primarily full-time, compared to 55% for all students.

Of the School of Nursing students who reported working while in school, 61% said their pre-graduation employment was related to their field of study. Students with career-related experience develop marketable skills and networks of employer contacts leading to greater success in their career searches upon graduation.

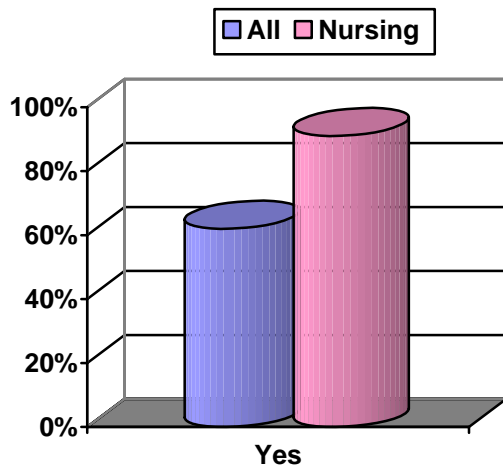
TOP 5 CAREER SERVICES UTILIZED BY STUDENTS

- #1 "Backpacks to Briefcases" Career Handbook
- #2 In-Class Presentation by Staff Member
- #3 In-office Computer Lab
- #4 UNLV Career Day (each Spring Semester)
- #5 Career Services' Website

Do you believe your UNLV education has prepared you for your chosen profession?



Did the degree you recently completed through UNLV help you obtain, enhance your status in and/or make you eligible for promotion in your current position?



**JOB OUTLOOK:
Continued Improvement!**

The job market for 2006 – 2007 graduates continued to be positive, with the highest number of employers seeking UNLV students and alumni since pre-9/11. Graduates reporting career-related current employment status within 3 months of graduation revealed good results for School of Nursing majors, above the average for all colleges (see chart below). On-Campus Recruiting interview opportunities increased for the third year in a row, but only less than 1% of the employers sought School of Nursing majors. This is mainly due to the close relationship between employers and the School of Nursing; all of the students do internships and are usually hired immediately. **School of Nursing 2006 – 2007 graduates reported a 69% employment rate.** In addition, 100% of the respondents who reported they were unemployed were not seeking employment.

Also of note: 91% of School of Nursing respondents felt their degree helped them obtain, enhance their status in, and/or made them eligible for promotion in their current positions. Responding School of Nursing students identified our career handbook, in-class presentations, and our in-office Computer Lab as the top three tools they utilized from Career Services.

Students are advised to use all available tools in their job searches, including **UNLV CareerLink**, our online recruiting management system that includes job and internship postings, Resume Books, and On-Campus Recruiting. In addition we host career fairs twice a year, which are great opportunities for networking and researching current and future employment and internship opportunities.

**NEED MORE INFO?
<http://hire.unlv.edu>**

To access the 2006–2007 Graduating Students Survey Response Database, click the red “Publications” button on the Career Services’ main web page (<http://hire.unlv.edu>). We use the commercial software program “Survey Monkey” to gather the data and report the responses from our graduates. This system enables you to filter the responses by college, major, graduation date, etc., so you can see only the responses you’re interested in.

Previous years’ databases and reports are available as well.

CAREER, SALARY OFFERS & JOB STATUS OF RESPONDENTS OF SCHOOL OF NURSING

	All	Nursing
Currently Employed	74%	69%
Career-related Current Employment	66%	96%
Used UNLV CareerLink (Job Search System)	24%	3%
Received Career Offers through OCR	15%	27%
Salary Offers – High:	\$135,000	\$104,000
Average:	\$43,565	\$58,606
Low:	\$14,000	\$18,720
Actively Pursuing Graduate Studies	24%	17%

Listing of Job Offers Accepted

Company Name	Job Title	City	State	Salary
Clifford J. Molin, MD	FNP	Las Vegas	NV	\$104,000
Desert Springs	RN	LV	NV	\$58,240
DiBella Flowers & Gifts	Sales Clerk	Las Vegas	NV	\$18,720
IHC	Murcs	Salt Lake City	UT	\$46,000
St. Rose	Magnet Accreditation Coordinator	Las Vegas	NV	\$87,360
Summerlin Hospital	RN	Las Vegas	NV	\$101,920
Sunrise Childrens Hospital	RN	Las Vegas	NV	\$49,920
Sunrise Hosp	ER Registered Nurse	Las Vegas	NV	\$54,579
Sunrise Hospital	RN	Las Vegas	NV	\$50,000
Sunrise Hospital	RN	Las Vegas	NV	\$62,400
Sunrise Hospital	Registered Nurse	Las Vegas	NV	\$57,824
University of Kentucky	Nurse	Lexington	KY	\$42,120
University of Utah Health Center	Registered Nurse	Salt Lake City	UT	\$43,680
University of Washington Medical Center	RN	Seattle	WA	\$48,288
Valley Hospital	RN (Labor and Delivery Unit)	Las Vegas	NV	\$54,080