

COLLEGE OF EDUCATION SUMMARY: UNLV CAREER OUTCOMES 2006 - 2007

A summary of the Career Outcomes Survey conducted by Career Services staff three months after graduation

Top 5 Majors

1. Elementary Education
2. Educational Leadership
3. Curriculum and Instruction
4. Secondary Education
5. Special Education

Total Respondents from College of Education (160)

Undergraduates: 62/160 = 39%

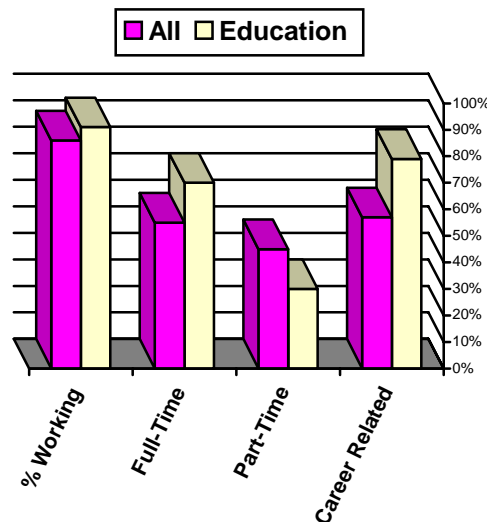
Graduates: 98/160 = 61%

Percentage of Education Graduating Class Represented by Survey

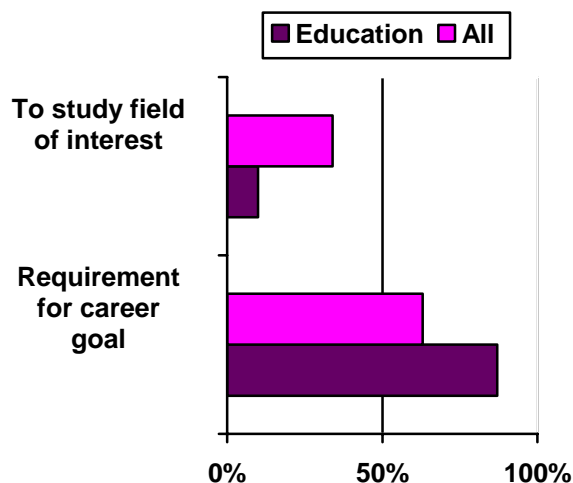
Undergraduates: 62/387 = 16%

Graduates: 98/570 = 17%

Employment Status of Respondents While in School



Primary Reason for Pursuing a Degree



CAREER EXPERIENCE CAN MAKE A DIFFERENCE!

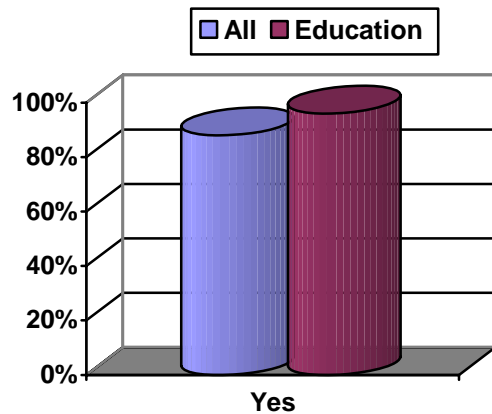
For College of Education graduates, 90% of respondents indicated they worked while attending school, higher than the average for all students (86%). Of those who did work, 70% characterized their work as primarily full-time, compared to 55% for all students.

Of the Education students who reported working while in school, 79% said their pre-graduation employment was related to their field of study. This may suggest several students are in full time teaching positions and pursuing additional education to enhance promotional opportunities.

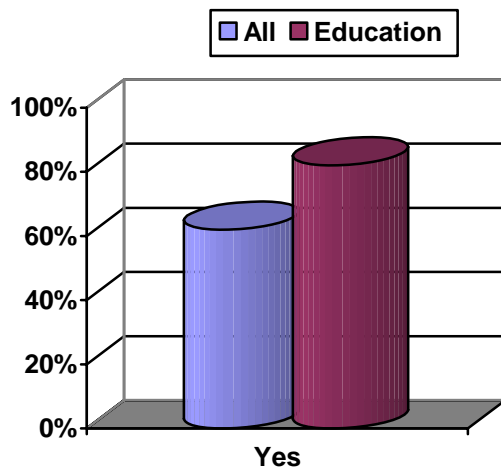
TOP 7 CAREER SERVICES UTILIZED BY EDUCATION STUDENTS

- #1 "Backpacks to Briefcases" Career Handbook
- #2 In-class presentation by Staff Member
- #3 Career Services' main web page
- #4 In-office Computer Lab
- #5 Met with a Career Counselor
- #6 DISCOVER career assessment
- #7 In-office Career Library

Do you believe your UNLV education has prepared you for your chosen profession?



Did the degree you recently completed through UNLV help you obtain, enhance your status in and/or make you eligible for promotion in your current position?



**JOB OUTLOOK:
Continued Improvement!**

The job market for 2006 – 2007 graduates continued to be positive, with the highest number of employers seeking UNLV students and alumni since pre-9/11. Graduates reporting career-related current employment status within 3 months of graduation revealed very good results for Education majors, far above the average for all colleges (see chart below). On-Campus Recruiting interview opportunities decreased this year because the Clark County School District moved their recruiting off-campus; only 2% of the employers participating in On-Campus Recruiting sought Education majors. Graduates reported an **84% employment rate for College of Education 2006 – 2007 graduates**. In addition, 82% of the respondents who reported they were unemployed were not seeking employment.

Also of note: 82% of College of Education respondents felt their degree helped them obtain, enhance their status in, and/or made them eligible for promotion in their current positions. Responding Education students identified our annual career handbook, in-class presentations, and website as the top three tools they utilized from Career Services.

Students are advised to use all available tools in their job searches, including **UNLV CareerLink**, our online recruiting management system that includes job and internship postings, Resume Books, and On-Campus Recruiting. In addition we host career fairs twice a year, which are great opportunities for networking and researching current and future employment and internship opportunities.

**NEED MORE INFO?
<http://hire.unlv.edu>**

To access the 2006–2007 Graduating Students Survey Response Database, click the red “Publications” button on the Career Services’ main web page (<http://hire.unlv.edu>). We use the commercial software program “Survey Monkey” to gather the data and report the responses from our graduates. This system enables you to filter the responses by college, major, graduation date, etc., so you can see only the responses you’re interested in.

Previous years’ databases and reports are available as well.

CAREER, SALARY OFFERS & JOB STATUS OF RESPONDENTS FOR THE COLLEGE OF EDUCATION

	All	Education
Currently Employed	74%	84%
Career-related Current Employment	66%	88%
Used UNLV CareerLink (Job Search System)	24%	12%
Received Career Offers through OCR	15%	11%
Salary Offers – High:	\$135,000	\$87,000
Average:	\$43,565	\$39,848
Low:	\$14,000	\$14,400
Actively Pursuing Graduate Studies	24%	25%

LISTING OF JOB OFFERS ACCEPTED

Company Name	Job Title	City	State	Salary
Alexander Dawson School	Teacher	Las Vegas	NV	\$ 36,000
Alexander Dawson School	Teacher/Department Chair	Las Vegas	NV	\$ 58,000
Big Brothers Big Sisters	Match Support Specialist	Las Vegas	NV	\$ 31,000
Caesars Palace	Front Desk	Las Vegas	NV	\$ 27,000
Carpenters Int'l Training Cpr.	Illustrator/Instructor	Las Vegas	NV	\$ 52,000
CCSN	Chemistry Teacher	Las Vegas	NV	\$ 24,960
CCSN	Assistant Director of Academic Partnership	Las Vegas	NV	\$ 67,000
CCSN	Dept. Chair	Las Vegas	NV	\$ 82,000
CDI Headstart	Manager of Child Development	Las Vegas	NV	\$ 67,000
Challenger School	Teacher	Las Vegas	NV	\$ 40,000
Clark County School District	Teacher	Las Vegas	NV	\$ 22,000
Clark County School District	Substitute Teacher	Las Vegas	NV	\$ 23,400
Clark County School District	Substitute & Licensed Teacher	Las Vegas	NV	\$ 26,000
Clark County School District	English Teacher Secondary	Las Vegas	NV	\$ 28,000
Clark County School District	School Psych Intern	Las Vegas	NV	\$ 28,600
Clark County School District	Teacher	Las Vegas	NV	\$ 30,000
Clark County School District	Licensed Teacher	Las Vegas	NV	\$ 30,000

Company Name	Job Title	City	State	Salary,
Clark County School District	Teacher	Las Vegas	NV	\$ 30,800
Clark County School District	Special Ed	Las Vegas	NV	\$ 31,000
Clark County School District	Teacher	Henderson	NV	\$ 32,000
Clark County School District	Middle School English Teacher	Las Vegas	NV	\$ 33,000
Clark County School District	Teacher	Las Vegas	NV	\$ 33,000
Clark County School District	4 th Grade Teacher	Henderson	NV	\$ 33,000
Clark County School District	Teacher	Henderson	NV	\$ 33,000
Clark County School District	Teacher	Las Vegas	NV	\$ 33,000
Clark County School District	Teacher	Las Vegas	NV	\$ 33,000
Clark County School District	Special Ed Teacher	Las Vegas	NV	\$ 33,000
Clark County School District	Teacher	Las Vegas	NV	\$ 33,000
Clark County School District	Teacher – Elementary	Las Vegas	NV	\$ 33,000
Clark County School District	Teacher	Las Vegas	NV	\$ 33,000
Clark County School District	5 th Grade Teacher	Las Vegas	NV	\$33,000
Clark County School District	Teacher	Las Vegas	NV	\$ 33,073
Clark County School District	Teacher	N. Las Vegas	NV	\$ 34,000
Clark County School District	Teacher	Las Vegas	NV	\$ 34,000
Clark County School District	Teacher	Las Vegas	NV	\$ 34,000
Clark County School District	Teacher	Las Vegas	NV	\$ 34,000
Clark County School District	Math Teacher	Las Vegas	NV	\$ 34,050
Clark County School District	High School Teacher	Las Vegas	NV	\$ 35,000
Clark County School District	Teacher	Las Vegas	NV	\$ 35,000
Clark County School District	Teacher Librarian	Las Vegas	NV	\$ 36,000
Clark County School District	Teacher	Las Vegas	NV	\$ 36,000
Clark County School District	ECS	Las Vegas	NV	\$ 36,000
Clark County School District	Intermediate Resource Rm Teacher	Las Vegas	NV	\$ 36,000
Clark County School District	Teacher	Las Vegas	NV	\$ 36,000
Clark County School District	Teacher	Las Vegas	NV	\$ 38,000
Clark County School District	Teacher	N. Las Vegas	NV	\$ 38,000
Clark County School District	Math Strategist	Las Vegas	NV	\$ 38,000
Clark County School District	Teacher	Las Vegas	NV	\$ 38,000
Clark County School District	Teacher	Las Vegas	NV	\$ 38,000
Clark County School District	Teacher	Las Vegas	NV	\$ 38,000
Clark County School District	Teacher	Las Vegas	NV	\$ 38,000
Clark County School District	Teacher	Las Vegas	NV	\$ 38,000
Clark County School District	Teacher	Las Vegas	NV	\$ 38,400
Clark County School District	Special Ed Teacher	Las Vegas	NV	\$ 38,403
Clark County School District	Teacher	Las Vegas	NV	\$ 39,000

Company Name	Job Title	City	State	Salary
Clark County School District	Teacher	N. Las Vegas	NV	\$ 39,000
Clark County School District	Counselor (High School)	Las Vegas	NV	\$ 39,000
Clark County School District	Teacher	Las Vegas	NV	\$ 39,000
Clark County School District	Teacher	Las Vegas	NV	\$ 39,700
Clark County School District	Teacher	Las Vegas	NV	\$ 40,000
Clark County School District	Teacher	Las Vegas	NV	\$ 40,000
Clark County School District	Teacher	Las Vegas	NV	\$ 40,000
Clark County School District	Teacher	Las Vegas	NV	\$ 40,000
Clark County School District	Special Ed Teacher	Las Vegas	NV	\$ 40,000
Clark County School District	Teacher	Las Vegas	NV	\$ 41,000
Clark County School District	Science Teacher	Las Vegas	NV	\$ 41,000
Clark County School District	Teacher	Las Vegas	NV	\$ 42,000
Clark County School District	Teacher	N. Las Vegas	NV	\$ 43,000
Clark County School District	Special Ed Teacher	Las Vegas	NV	\$ 43,000
Clark County School District	Teacher	Henderson	NV	\$ 45,000
Clark County School District	Teacher	Las Vegas	NV	\$ 45,000
Clark County School District	Teacher	Las Vegas	NV	\$ 45,000
Clark County School District	Teacher	Las Vegas	NV	\$ 45,000
Clark County School District	Dean of Students	Las Vegas	NV	\$ 45,000
Clark County School District	Teacher	Las Vegas	NV	\$ 45,000
Clark County School District	Teacher	Henderson	NV	\$ 46,000
Clark County School District	Teacher	Las Vegas	NV	\$ 47,000
Clark County School District	Teacher	Las Vegas	NV	\$ 50,000
Clark County School District	Teacher	Las Vegas	NV	\$ 51,000
Clark County School District	Counselor	Las Vegas	NV	\$ 58,000
Clark County School District	Teacher	Las Vegas	NV	\$ 60,000
Clark County School District	Library Media Specialist	Las Vegas	NV	\$ 61,000
Clark County School District	Dean of Students	Las Vegas	NV	\$ 68,000
Garehime Elementary	5 th Grade Teacher	Las Vegas	NV	\$ 33,000
Jordan School District	Teacher	Sandy	UT	\$ 30,000
Mad Science	Staff Development Manager	Las Vegas	NV	\$ 35,000
Northwest Missouri State University	Assistant Professor	Maryville	MO	\$ 47,000
Nye County School District	Teacher	Pahrump	NV	\$ 39,000
Orr MS	Teacher	Las Vegas	NV	\$ 34,000
Rialto Unified School District	Teacher	Rialto	CA	\$ 42,000
Rochester Com. Schools	AD	Rochester	MI	\$ 63,000

Company Name	Job Title	City	State	Salary
Sageworks Inc.	Sales Executive	San Francisco	CA	\$ 40,000
Terrible Herbst	Cashier	Las Vegas	NV	\$ 17,680
UC Irvine	Director, Strategic Talent Management	Irvine	CA	\$ 87,000
University Medical Center	Registered Nurse	Las Vegas	NV	\$ 53,000
UNLV	PT Instructor	Las Vegas	NV	\$ 40,000
UNLV/CSUN Preschool	Early Childhood Teacher	Las Vegas	NV	\$ 29,984
UNLV Men's Basketball	Video Coordinator	Las Vegas	NV	\$ 14,400