

# COLLEGE OF LIBERAL ARTS SUMMARY: UNLV CAREER OUTCOMES 2006 - 2007

A summary of the Career Outcomes Survey conducted by Career Services staff three months after graduation

## Top 5 Majors

1. Psychology
2. English
3. Political Science
4. Sociology
5. History

### Total Respondents from Liberal Arts (117)

Undergraduates: 102/117 = 87%

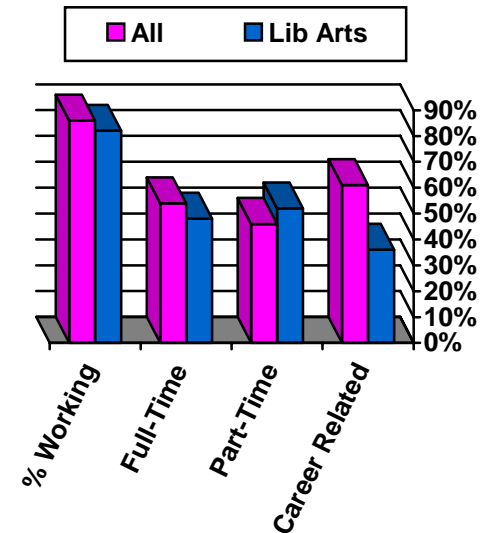
Graduates: 15/117 = 13%

### Percentage of Liberal Arts Graduating Class represented by Survey

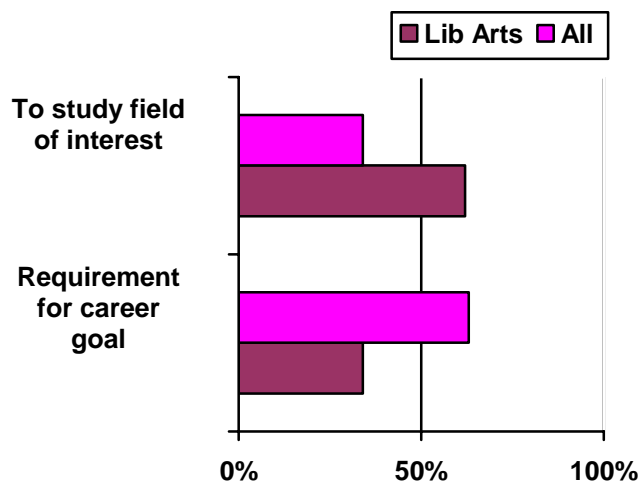
Undergraduates: 132/714 = 18%

Graduates: 17/68 = 25%

## Employment Status While in School



## Primary Reason for Pursuing a Degree



### CAREER EXPERIENCE CAN MAKE A DIFFERENCE!

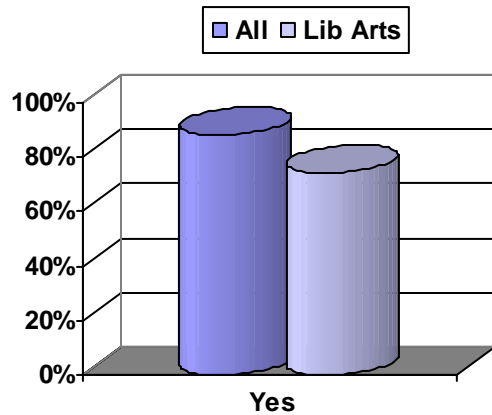
For College of Liberal Arts graduates, 80% of respondents indicated they worked while attending school, slightly lower than the average for all students (86%). Of those who did work, 44% characterized their work as primarily full-time, compared to 55% for all students.

Of the Liberal Arts students who reported working while in school, only 23% said their pre-graduation employment was related to their field of study. Students with career-related experience develop marketable skills and networks of employer contacts leading to greater success in their career searches upon graduation.

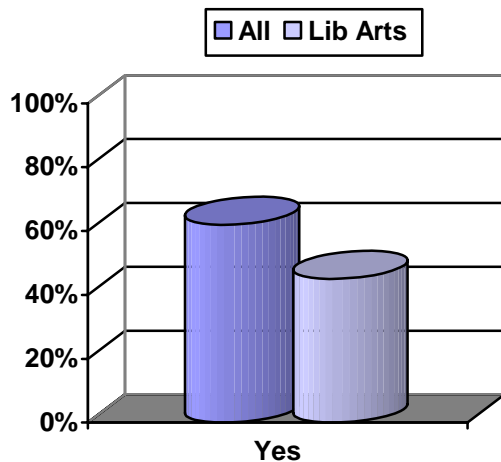
### TOP 7 CAREER SERVICES UTILIZED BY STUDENTS

- #1 UNLV Career Day (each Spring semester)
- #2 "Backpacks to Briefcases" Career Handbook
- #3 Career services' main web-page
- #4 Met with a Career Counselor
- #5 In-office Computer Lab
- #6 In-office Career Library
- #7 In-class presentation by staff member

**Do you believe your UNLV education has prepared you for your chosen profession?**



**Did the degree you recently completed through UNLV help you obtain, enhance your status in and/or make you eligible for promotion in your current position?**



### **JOB OUTLOOK: Continued Improvement!**

The job market for 2006 – 2007 graduates continued to be positive, with the highest number of employers seeking UNLV students and alumni since pre-9/11. Graduates reporting career-related current employment status within 3 months of graduation revealed weak results for Liberal Arts majors compared to other majors (see chart below). On-Campus Recruiting interview opportunities increased for the third year in a row, with 14% of the employers seeking Liberal Arts majors. This increase contributed to the reported **68% employment rate for College of Liberal Arts 2006 – 2007 graduates**. In addition, 71% of the respondents who reported they were unemployed were not seeking employment and a higher percent of liberal arts students were pursuing graduate studies compared to other majors.

In addition, 45% of College of Liberal Arts respondents felt their degree helped them obtain, enhance their status in, and/or made them eligible for promotion in their current positions. Responding Liberal Arts students identified our annual career day, career handbook and website as the top three tools they utilized from Career Services.

Students are advised to use all available tools in their job searches, including **UNLV CareerLink**, our online recruiting management system that includes job and internship postings, Resume Books, and On-Campus Recruiting. In addition we host career fairs twice a year, which are great opportunities for networking and researching current and future employment and internship opportunities.

### **NEED MORE INFO? <http://hire.unLas Vegas.edu>**

To access the 2006–2007 Graduating Students Survey Response Database, click the red “Publications” button on the Career Services’ main web page (<http://hire.unlv.edu>). We use the commercial software program “Survey Monkey” to gather the data and report the responses from our graduates. This system enables you to filter the responses by college, major, graduation date, etc., so you can see only the responses you’re interested in.

Previous years’ databases and reports are available as well.

**CAREER, SALARY OFFERS & JOB STATUS  
OF RESPONDENTS OF COLLEGE LIBERAL ARTS**

	<b>All</b>	<b>Liberal Arts</b>
<b>Currently Employed</b>	74%	68%
<b>Career-related Current Employment</b>	66%	38%
<b>Used UNLV CareerLink (Job Search System)</b>	24%	19%
<b>Received Career Offers through OCR</b>	15%	17%
<b>Salary Offers – High:</b>	\$135,000	\$85,000
<b>Average:</b>	\$43,565	\$41,523
<b>Low:</b>	\$14,000	\$20,800
<b>Actively Pursuing Graduate Studies</b>	24%	32%

**LISTING OF JOB OFFERS ACCEPTED**

<b>Company Name</b>	<b>Job Title</b>	<b>City</b>	<b>State</b>	<b>Salary</b>
Boys and Girls Club	Family Support Coordinator	Las Vegas	NV	\$32,000
Children’s Heart center	Research Assistant	Las Vegas	NV	\$28,000
City of Las Vegas	Fire Fighter	Las Vegas	NV	\$85,000
City of NLV Police Department	Crime Prevention Specialist	N. Las Vegas	NV	\$68,952
Clark County	Admin. Specialist to Comm. Reid	Las Vegas	NV	\$55,120
Clark County School District	School Psychologist	Las Vegas	NV	\$58,000
Clark County School District	MIS/DP Technology Specialist	Las Vegas	NV	\$75,000
Clark County School District	School Psychology Intern	Las Vegas	NV	\$28,600
Cooper Law Offices	Legal Assistant	Las Vegas	NV	\$44,000
CRS Services	Sales Manager	Las Vegas	NV	\$52,000
Friends for Hillary Clinton	Regional Field Director	Las Vegas	NV	\$27,000

<b>Company Name</b>	<b>Job Title</b>	<b>City</b>	<b>State</b>	<b>Salary</b>
Global Cash Access	Customer Service Representative	Las Vegas	NV	\$22,360
Greenspun Media Group	Copy Desk	Las Vegas	NV	\$30,000
Imput Clinical Trials	Clinical Researcher	Los Angeles	CA	\$29,120
Jefferson Co Sheriff Office	Deputy Sheriff	Denver	CO	\$68,000
Landry & Associates	Administrative Assistant	Las Vegas	NV	\$33,280
Las Vegas Pain Relief Center	Office Manager	Las Vegas	NV	\$37,000
Las Vegas Metro Police Department	Administrative Assistant	Las Vegas	NV	\$70,020
Melting Pot	Server	Las Vegas	NV	\$31,200
MGM Mirage	Reservations/ Room Inventory Specialist	Las Vegas	NV	\$34,049
Monte Carlo	Valet	Las Vegas	NV	\$26,270
Real Estate Firm	Transaction Coordinator	Las Vegas	NV	\$37,998
Ripple Effects	Manager / Sr. Filings Officer	Las Vegas	NV	\$41,600
Seattle Mental Health	Vocational Counselor	Seattle	WA	\$29,120
Scottrade	Administrative Assistant	Las Vegas	NV	\$40,000
Self Employed	Self Employed	Pahrump	NV	\$60,000
Sierra Health Services	Pharmacy Service Representative	Las Vegas	NV	\$36,000
Silver State Helicopters	Asst. Chief Flight Instructor	Boulder City	NV	\$45,760
SITEL/ CLIENTLOGIC	Supervisor/ Workforce Management	Las Vegas	NV	\$35,000
TPC at Summerlin	Food Server	Las Vegas	NV	\$40,000
UNLV	Academic Advisor	Las Vegas	NV	\$36,500
UNLV	Child Welfare Trainer	Las Vegas	NV	\$42,000
The Venetian	Registration Concierge	Las Vegas	NV	\$31,000