

UNIVERSITY COLLEGE SUMMARY: UNLV CAREER OUTCOMES 2006 - 2007

A summary of the Career Outcomes Survey conducted by Career Services staff three months after graduation

Top Major

1. University Studies

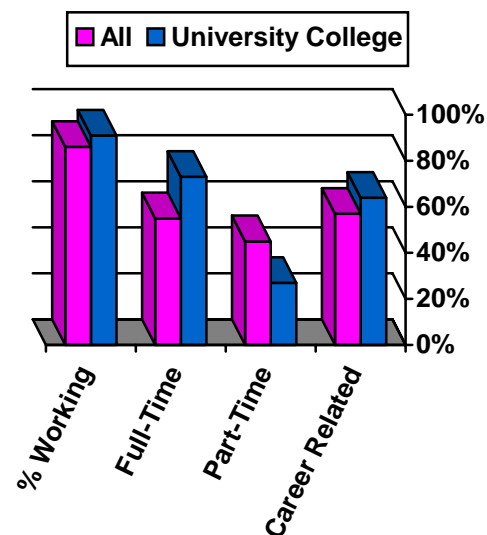
Total Respondents from University College (11)

Undergraduates: 11/11 = 100%

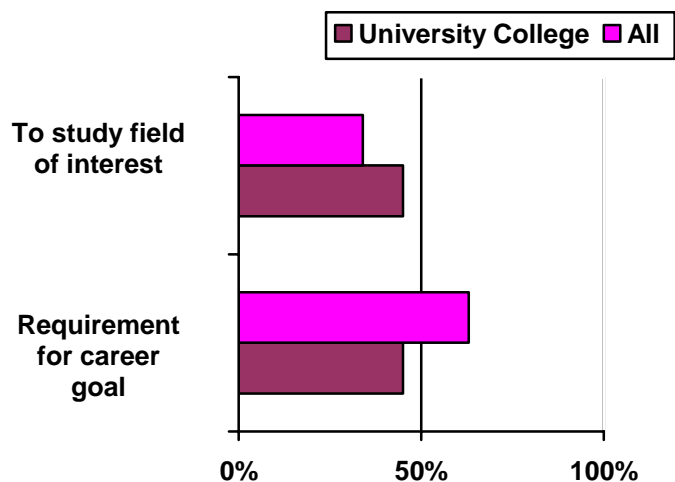
Percentage of University College Graduating Class represented by Survey

Undergraduates: 11/132 = 8%

Employment Status While in School



Primary Reason for Pursuing a Degree



CAREER EXPERIENCE CAN MAKE A DIFFERENCE!

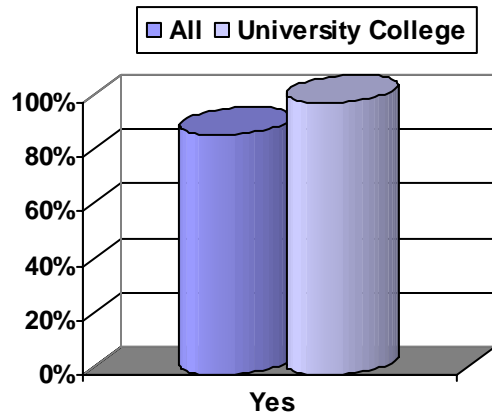
For University College graduates, 91% of respondents indicated they worked while attending school, higher than the average for all students (86%). Of those who did work, 73% characterized their work as primarily full-time, compared to 55% for all students.

Of the University College students who reported working while in school, 64% said their pre-graduation employment was related to their field of study. Students with career-related experience develop marketable skills and networks of employer contacts leading to greater success in their career searches upon graduation.

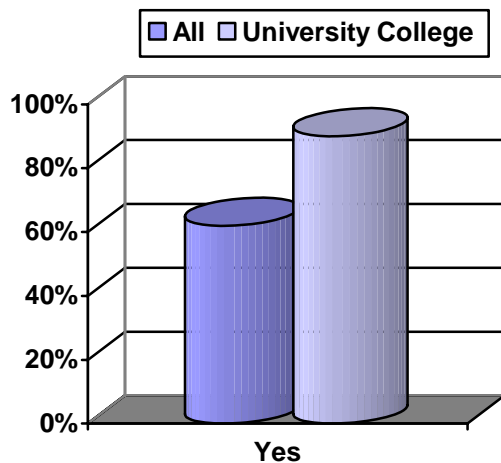
TOP 7 CAREER SERVICES UTILIZED BY STUDENTS

- #1 Met with a Career Counselor
- #2 Career services' main web-page
- #3 Walk-In Resume Critique
- #4 UNLV Career Day (each Spring semester)
- #5 Hospitality & Business Marketplace (each Fall)
- #6 "Backpacks to Briefcases" Career Handbook
- #7 DISCOVER Career Assessment

Do you believe your UNLV education has prepared you for your chosen profession?



Did the degree you recently completed through UNLV help you obtain, enhance your status in and/or make you eligible for promotion in your current position?



**JOB OUTLOOK:
Continued Improvement!**

The job market for 2006 – 2007 graduates continued to be positive, with the highest number of employers seeking UNLV students and alumni since pre-9/11. Graduates reporting career-related current employment status within 3 months of graduation revealed good results for University College majors, slightly above the average for all colleges (see chart below). On-Campus Recruiting interview opportunities increased for the third year in a row, but only 3% of the employers sought University College majors. However, **University College 2006 – 2007 graduates reported a 92% employment rate.** In addition, 100% of the respondents who reported they were unemployed were not seeking employment.

Also of note: 90% of College of University College respondents felt their degree helped them obtain, enhance their status in, and/or made them eligible for promotion in their current positions. Responding University College students identified meeting with a Career Counselor, Career Services website, and Walk-In Resume Critique as the top three tools they utilized from Career Services.

Students are advised to use all available tools in their job searches, including **UNLV CareerLink**, our online recruiting management system that includes job and internship postings, Resume Books, and On-Campus Recruiting. In addition we host career fairs twice a year, which are great opportunities for networking and researching current and future employment and internship opportunities.

**NEED MORE INFO?
<http://hire.unlv.edu>**

To access the 2006–2007 Graduating Students Survey Response Database, click the red “Publications” button on the Career Services’ main web page (<http://hire.unlv.edu>). We use the commercial software program “Survey Monkey” to gather the data and report the responses from our graduates. This system enables you to filter the responses by college, major, graduation date, etc., so you can see only the responses you’re interested in.

Previous years’ databases and reports are available as well.

**CAREER, SALARY OFFERS & JOB STATUS
OF RESPONDENTS OF UNIVERSITY COLLEGE**

	All	University College
Currently Employed	74%	100%
Career-related Current Employment	66%	70%
Used UNLV CareerLink (Job Search System)	24%	27%
Received Career Offers through OCR	15%	33%
Salary Offers – High:	\$135,000	\$110,000
Average:	\$43,565	\$45,394
Low:	\$14,000	\$20,800
Actively Pursuing Graduate Studies	24%	27%

LISTING OF JOB OFFERS ACCEPTED

Company Name	Job Title	City	State	Salary
American Grating	Marketing Coordinator	Henderson	NV	\$33,000
Chanel Inc	Supervisor	Las Vegas	NV	\$45,000
Euphoria Day Spa and Salon	Assistant Manager	Las Vegas	NV	\$20,800
Progressive Gaming Corp	Director of Sales	Las Vegas	NV	\$110,000
Rio Secco Golf Club	Player Services	Las Vegas	NV	\$40,000
The Bellagio	Club Private Attendant	Las Vegas	NV	\$24,960
Washington County School District	Teacher	Santa Clara	UT	\$44,000