

# COLLEGE OF URBAN AFFAIRS SUMMARY: UNLV CAREER OUTCOMES 2006 - 2007

A summary of the Career Outcomes Survey conducted by Career Services staff three months after graduation

## Top 5 Majors

1. Criminal Justice
2. Social Work
3. Journalism & Media Studies
4. Communications Studies
5. Public Administration

### Total Respondents from College of Urban Affairs (121)

Undergraduates: 94/121 = 77%

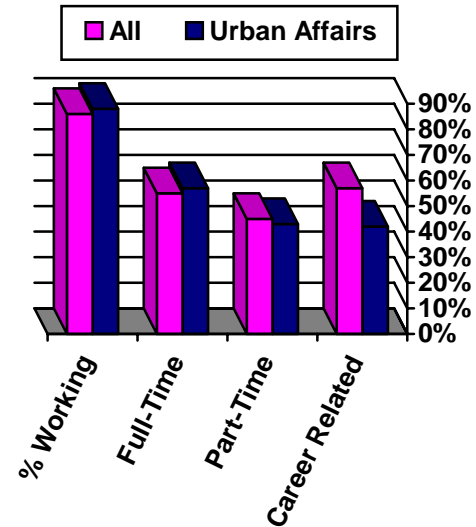
Graduates: 27/121 = 22%

### Percentage of College of Urban Affairs Graduating Class represented by Survey

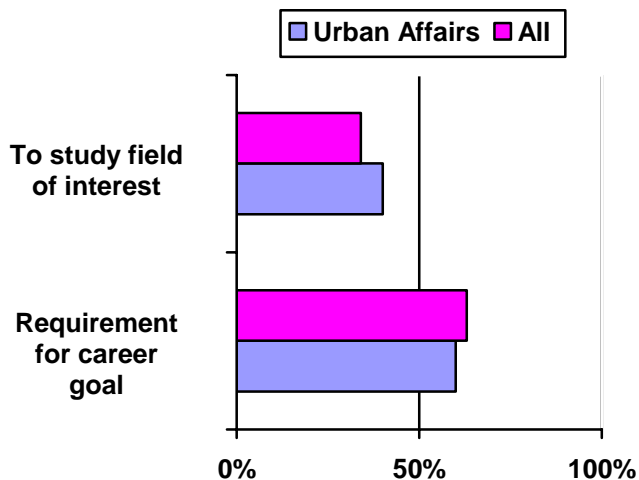
Undergraduates: 94/572 = 16%

Graduates: 27/148 = 18%

## Employment Status While in School



## Primary Reason for Pursuing a Degree



### CAREER EXPERIENCE CAN MAKE A DIFFERENCE!

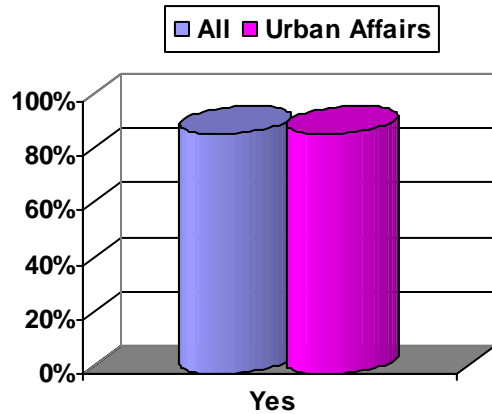
For College of Urban Affairs graduates, 88% of respondents indicated they worked while attending school, slightly higher than the average for all students (86%). Of those who did work, 57% characterized their work as primarily full-time, compared to 55% for all students.

Of the Urban Affairs students who reported working while in school, 42% said their pre-graduation employment was related to their field of study. Students with career-related experience develop marketable skills and networks of employer contacts leading to greater success in their career searches upon graduation.

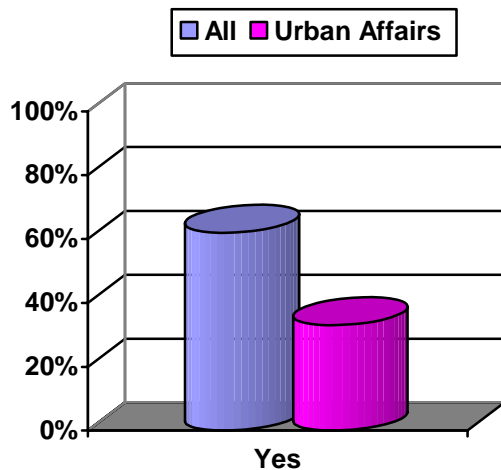
### TOP 7 CAREER SERVICES UTILIZED BY STUDENTS

- #1 UNLV Career Day (each Spring semester)
- #2 "Backpacks to Briefcases" Career Handbook
- #3 Met with a Career Counselor
- #4 Career Services' main web page
- #5 In-class presentation by Staff Member
- #6 In-office Computer Lab
- #7 Walk-In Resume Critique

**Do you believe your UNLV education has prepared you for your chosen profession?**



**Did the degree you recently completed through UNLV help you obtain, enhance your status in and/or make you eligible for promotion in your current position?**



**JOB OUTLOOK:  
Continued Improvement!**

The job market for 2006 – 2007 graduates continued to be positive, with the highest number of employers seeking UNLV students and alumni since pre-9/11. Graduates reporting career-related current employment status within 3 months of graduation revealed good results for Urban Affairs majors, though below the average for all colleges (see chart below). On-Campus Recruiting interview opportunities increased for the third year in a row, but only 3% of the employers sought Urban Affairs majors. **College of Urban Affairs 2006 – 2007 graduates reported a 70% employment rate.** In addition, 69% of the respondents who reported they were unemployed were not seeking employment.

Only 33% of College of Urban Affairs respondents felt their degree helped them obtain, enhance their status in, and/or made them eligible for promotion in their current positions. Responding Urban Affairs students identified our annual career day, career handbook and meeting with a Career Counselor as the top three tools they utilized from Career Services.

Students are advised to use all available tools in their job searches, including **UNLV CareerLink**, our online recruiting management system that includes job and internship postings, Resume Books, and On-Campus Recruiting. In addition we host career fairs twice a year, which are great opportunities for networking and researching current and future employment and internship opportunities.

**NEED MORE INFO?  
<http://hire.unlv.edu>**

To access the 2006–2007 Graduating Students Survey Response Database, click the red “Publications” button on the Career Services’ main web page (<http://hire.unlv.edu>). We use the commercial software program “Survey Monkey” to gather the data and report the responses from our graduates. This system enables you to filter the responses by college, major, graduation date, etc., so you can see only the responses you’re interested in.

Previous years’ databases and reports are available as well.

**CAREER, SALARY OFFERS & JOB STATUS  
OF RESPONDENTS OF COLLEGE OF URBAN AFFAIRS**

	<b>All</b>	<b>Urban Affairs</b>
<b>Currently Employed</b>	74%	70%
<b>Career-related Current Employment</b>	66%	48%
<b>Used UNLV CareerLink (Job Search System)</b>	24%	19%
<b>Received Career Offers through OCR</b>	15%	8%
<b>Salary Offers – High:</b>	\$135,000	\$135,000
<b>Average:</b>	\$43,565	\$43,717
<b>Low:</b>	\$14,000	\$14,560
<b>Actively Pursuing Graduate Studies</b>	24%	21%

**Listing of Job Offers Accepted**

<b>Company Name</b>	<b>Job Title</b>	<b>City</b>	<b>State</b>	<b>Salary</b>
Aristocrat Tech Inc	HR Analyst	Las Vegas	NV	\$47,840
Balitti Golf Club	Beverage Cart	Las Vegas	NV	\$14,560
Bellagio Hotel	Valet	Las Vegas	NV	\$20,800
Best Buy	Media Specialist	Las Vegas	NV	\$24,960
Blaine Warren Advertising	Media Coordinator	Las Vegas	NV	\$35,000
CBE	Admin. Assistant	Las Vegas	NV	\$62,400
CCSD	Coordinator	Las Vegas	NV	\$86,000
City of Las Vegas	Corrections Sergeant	Las Vegas	NV	\$66,560
City of North Las Vegas	SR Records Assistant	N. Las Vegas	NV	\$50,000
Clark County Social Services	Social Worker 1	Las Vegas	NV	\$41,000
Clark County	Urban Affairs License Specialist	Las Vegas	NV	\$45,000
Corrections Corporation of America	Detention Officer	Taylor	TX	\$21,200
Cox Communications	Retention Rep	Las Vegas	NV	\$63,000
Creekside Hospice	Social Worker	Las Vegas	NV	\$54,080
Dept Veteran Affairs	Management Analyst	Las Vegas	NV	\$43,000
Discount Tire Company	Tire Tech	Las Vegas	NV	\$29,120
Don Alejandro's	Food Server	Las Vegas	NV	\$22,381

<b>Company Name</b>	<b>Job Title</b>	<b>City</b>	<b>State</b>	<b>Salary</b>
Green Valley Ranch	Sportswriter	Henderson	NV	\$24,960
JcPenny	Loss Prevention Officer	Las Vegas	NV	\$20,800
L & M Inc dba EI Portal	Office Manager	Las Vegas	NV	\$20,280
LDS Family Services	Practitioner	N. Las Vegas	NV	\$47,000
Lake Las Vegas Resort	Director	Henderson	NV	\$135,000
Larsen Enterprises Inc.,	Office Manager	Las Vegas	NV	\$22,000
Las Vegas metro Police Department	Police Officer	Las Vegas	NV	\$50,000
Las Vegas Gladiators	Video Coordinator	Las Vegas	NV	\$26,000
LVMPD	Victim Advocate	Las Vegas	NV	\$40,000
McIntosh Communications	Salesman	Las Vegas	NV	\$100,000
MGM Mirage	Public Relations Coordinator	Las Vegas	NV	\$32,000
Montecito Companies	Executive Assistant	Las Vegas	NV	\$45,000
Monte vista	Licensed Clinical Social Worker	Las Vegas	NV	\$47,800
Nevada State Bank	Financial Service Support	Las Vegas	NV	\$30,160
Price Video	Owner	Las Vegas	NV	\$50,000
Pure Management Group	Lead Porter	Las Vegas	NV	\$31,200
Riviera	Cocktail Server	Las Vegas	NV	\$52,000
Solari Hospice	Social Worker	Las Vegas	NV	\$43,000
State of Nevada	Health Care Coordinator	Las Vegas	NV	\$46,833
State of Nevada	Auditor	Henderson	NV	\$52,000
State of Nevada	Correctional Counselor	Indian Springs	NV	\$58,300
Target	Exec Team Lead Assets Protection	Las Vegas	NV	\$40,000
UMC	Customer Relations	Las Vegas	NV	\$31,200
UNLV	Department Manager	Las Vegas	NV	\$40,000
US Veterans Initiative	Operations Manager	Las Vegas	NV	\$45,000
USDI Bureau of Land Management	Planning & Environmental Coord	Las Vegas	NV	\$68,000
Westgate Resorts	Marketing Assistant	Las Vegas	NV	\$24,000
Wilson Elser Et Al	Paralegal	Las Vegas	NV	\$37,000
Wynn Las Vegas	Pool Server	Las Vegas	NV	\$50,000
Wynn Las Vegas	Limo Driver	Las Vegas	NV	\$18,720
Zappos.com	Customer Loyalty Tech.	Henderson	NV	\$26,000