

# SCHOOL OF ALLIED HEALTH SCIENCES SUMMARY: UNLV CAREER OUTCOMES 2007 - 2008

Summary of the Career Outcomes Survey conducted by Career Services staff after graduation

## Top 5 Majors of Respondents

1. Kinesiological Sciences
2. Nuclear Medicine
3. Nutrition Sciences
4. Physical Therapy
5. Fitness Management

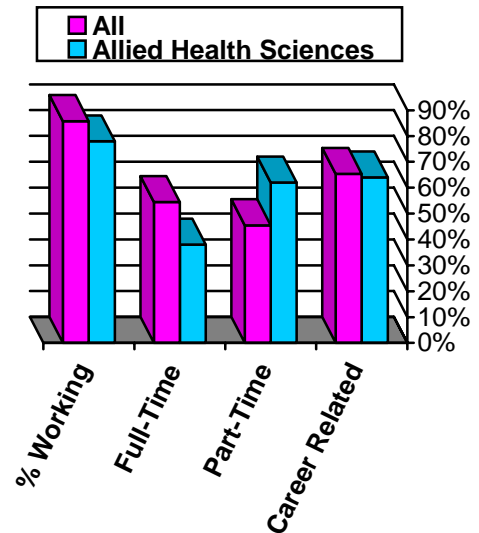
### Total Respondents from the School of Allied Health Sciences = 33

Undergraduates: 30/33 = 91%  
Graduates: 3/33 = 9%

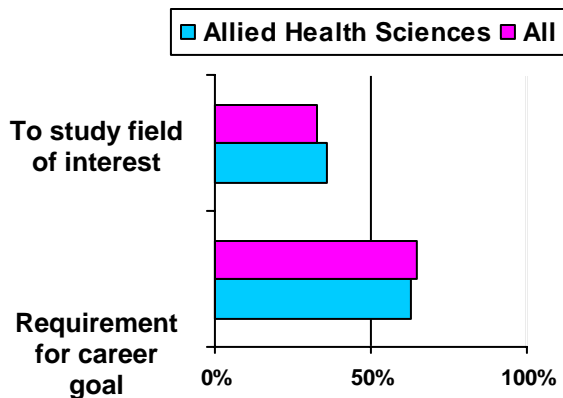
### Percentage of School of Allied Health Sciences Graduating Class Represented by Survey

All: 33/169 = 20%  
Undergraduates: 30/136 = 22%  
Graduates: 3/33 = 9%

## Employment Status While in School



## Primary Reason for Pursuing a Degree



### **CAREER EXPERIENCE CAN MAKE A DIFFERENCE!**

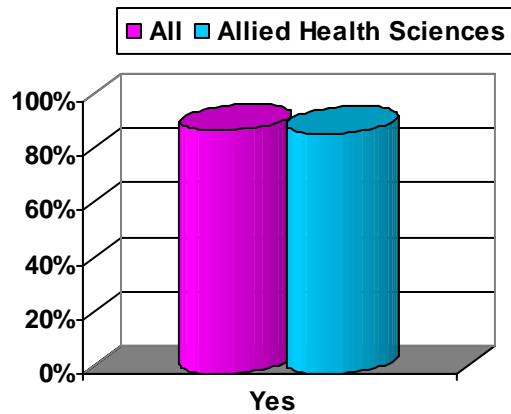
For School of Allied Health Sciences graduates, 78% of respondents indicated they worked while attending school, below the average for all students (86%). Of those who did work, 38% characterized their work as primarily full-time, below the average of 55% for all students.

Of the Allied Health Sciences graduates who reported working while in school, 64% said their pre-graduation employment was related to their field of study. Students with career-related experience develop marketable skills and networks of employer contacts leading to greater success in their career searches upon graduation.

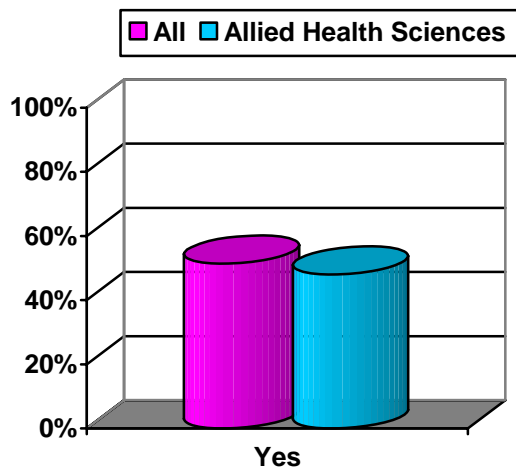
### **TOP 7 CAREER SERVICES UTILIZED BY ALLIED HEALTH SCIENCES STUDENTS**

- #1 **"Backpacks to Briefcases"** Career Handbook
- #2 Career Services main web page
- #3 Walk-in resume critique
- #4 UNLV Career Day (Spring)
- #5 In-Class Presentation by Staff Member
- #6 Met with a Career Counselor
- #7 Mock Interview

**Do you believe your UNLV education has prepared you for your chosen profession?**



**Did the degree you recently completed through UNLV help you obtain, enhance your status in and/or make you eligible for promotion in your current position?**



**JOB OUTLOOK:  
Continued Improvement!**

The job market for 2007 – 2008 graduates continued to be good, with an increased number of employer visits seeking UNLV students and alumni over the previous year. Overall On-Campus Recruiting (OCR) interview opportunities increased slightly over last year. Some OCR activity resulted in 5% of survey respondents from the School of Allied Health Sciences reporting receiving offers. **Allied Health Science graduates reported a 69% employment rate (average 70%), and 68% career-related employment (average 69%).** In addition, 73% of the respondents who identified themselves as unemployed were not currently seeking employment, of which 30% were actively seeking grad school.

Also of note: 48% of Allied Health Sciences respondents felt their degree helped them obtain their position or get a promotion, slightly below the average of 51% for all respondents. Allied Health Sciences respondents identified our career handbook, main web page, and walk-in Resume Critique as the top tools they utilized from Career Services.

Students are advised to use all available tools in their job searches, including **UNLV CareerLink**, our online recruiting management system that includes job and internship postings, Resume Books, and On-Campus Recruiting. In addition we host career fairs three times a year, providing great opportunities for networking and researching current and future employment and internship opportunities.

**NEED MORE INFO?  
<http://hire.unlv.edu>**

To access the 2007–2008 Graduating Students Survey Response Database, go to the Career Services' main web page (<http://hire.unlv.edu>) and click "Reports" in upper right. We use the commercial software program "Survey Monkey" to gather the data and report the responses from our graduates. This system enables you to filter the responses by college, major, graduation date, etc., so you can see only the responses in which you're interested.

**CAREER, SALARY OFFERS & JOB STATUS OF RESPONDENTS FOR THE  
SCHOOL OF ALLIED HEALTH SCIENCES**

	<b>All</b>	<b>Allied Health Sciences</b>
<b>Currently Employed</b>	70%	69%
<b>Career-related Current Employment</b>	69%	68%
<b>Used UNLV CareerLink (Job Search System)</b>	32%	15%
<b>Received Career Offers through OCR</b>	12%	7%
<b>Salary Offers – High:</b>	\$150,000	<b>\$110,240</b>
<b>Average:</b>	\$42,921	<b>\$43,155</b>
<b>Low:</b>	\$13,000	<b>\$18,720</b>
<b>Actively Pursuing Graduate Studies</b>	21%	30%

**Listing of Job Offers Accepted**

<b>Company Name</b>	<b>Job Title</b>	<b>City</b>	<b>State</b>	<b>Salary</b>
Burlington Coat Factory	Customer Service Supervisor	Las Vegas	NV	\$21,216
Cirque du Soleil	Performer	Las Vegas	NV	\$67,000
Hanson Mechanical	Pre-Apprentice	Las Vegas	NV	\$28,080
Marriot Hotels International	Front Desk Agent	Henderson	NV	\$23,525
Mile Hi Valet	Valet Manager	Las Vegas	NV	\$45,760
Nellis AFB	Fitness Specialist	Nellis AFB	NV	\$31,200
Primm Valley Golf Club	Shift Supervisor	Primm	NV	\$18,720
Select Physical Therapy	Athletic Trainer	Las Vegas	NV	\$31,200
Sunrise Hospital	Physical Therapist	Las Vegas	NV	\$110,240
Tina Baum Physical Therapy	Physical Therapist	Las Vegas	NV	\$66,560
US Air Force HAWC	Health and Fitness Specialist	Nellis AFB	NV	\$31,200