

COLLEGE OF BUSINESS SUMMARY: UNLV CAREER OUTCOMES 2007 - 2008

Summary of the Career Outcomes Survey conducted by Career Services staff after graduation
(This summary does not include MBA respondents – see separate MBA Summary)

Top 6 Majors Among Respondents

1. Accounting
2. Finance
3. Marketing
4. Management
5. Economics
6. International Business

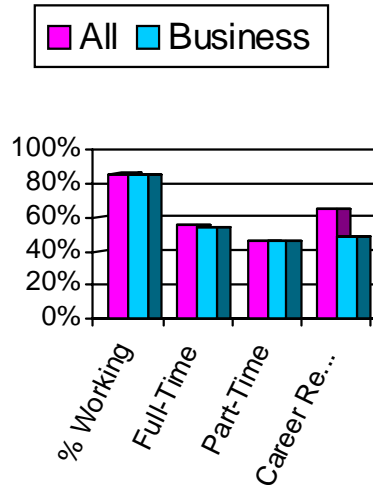
Total Respondents from College of Business = 162

Undergraduates: 144/162 = 89%
Graduates: 18/162 = 11%

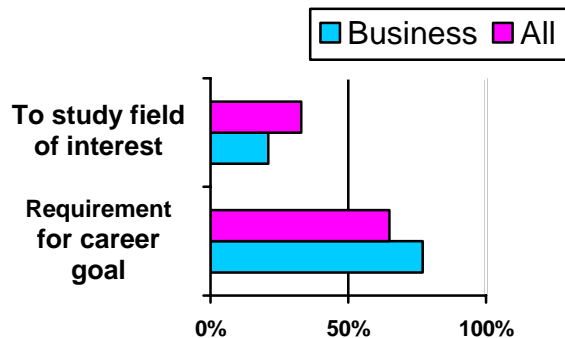
Percentage of Business Graduating Class Represented by Survey

All: 162/754 = 21%
Undergraduates: 144/692 = 21%
Graduates: 18/62 = 29%

Employment Status While in School



Primary Reason for Pursuing a Degree



CAREER EXPERIENCE CAN MAKE A DIFFERENCE!

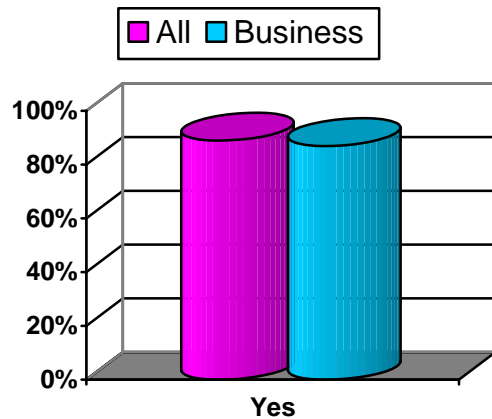
For College of Business graduates, 85% of respondents indicated they worked while attending school, about the average for all students (86%). Of those who did work, 54% characterized their work as primarily full-time, the average for all students.

Of the Business graduates who reported working while in school, 49% said their pre-graduation employment was related to their field of study. Students with career-related experience develop marketable skills and networks of employer contacts leading to greater success in their career searches upon graduation.

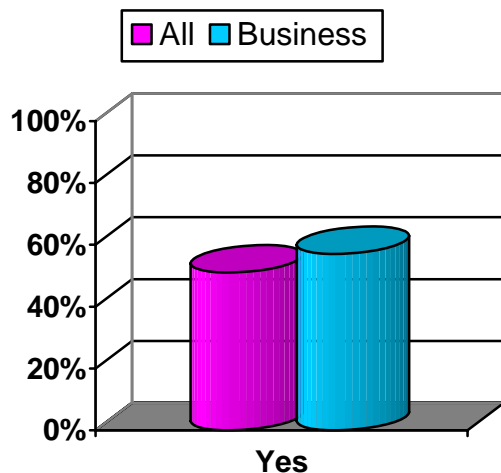
TOP 7 CAREER SERVICES UTILIZED BY BUSINESS (Non-MBA) STUDENTS

- #1 Career Services' main web page
- #2 "**Backpacks to Briefcases**" Career Handbook
- #3 UNLV Career Day (Spring)
- #4 Walk-in resume critique
- #5 In-class presentation by Staff Member
- #6 Met with a Career Counselor
- #7 Hospitality & Business Marketplace (Fall)

Do you believe your UNLV education has prepared you for your chosen profession?



Did the degree you recently completed through UNLV help you obtain, enhance your status in and/or make you eligible for promotion in your current position?



**JOB OUTLOOK:
Continued Improvement!**

The job market for 2007 – 2008 graduates continued to be good, with an increased number of employer visits seeking UNLV students and alumni over the previous year. Overall On-Campus Recruiting (OCR) interview opportunities increased slightly over last year. Of OCR employers screening for majors, 74% targeted Business majors (see Employer Activities Report 2007-2008 on our website under “Reports”); 24% of survey respondents from the College of Business reported receiving offers through OCR. **Business graduates reported a 75% employment rate (average 70%), and 65% career-related employment (average 69%).** In addition, 68% of the respondents who identified themselves as unemployed were **not** currently seeking employment, of which 23% were actively seeking grad school.

Also of note: 57% of College of Business respondents felt their degree helped them obtain their position or get a promotion, compared to the average of 51% for all respondents. Business respondents identified our website, career handbook, and annual Spring Career Day as the top tools they utilized from Career Services.

Students are advised to use all available tools in their job searches, including **UNLV CareerLink**, our online recruiting management system that includes job and internship postings, Resume Books, and On-Campus Recruiting. In addition we host career fairs three times a year, providing great opportunities for networking and researching current and future employment and internship opportunities.

**NEED MORE INFO?
<http://hire.unlv.edu>**

To access the 2007–2008 Graduating Students Survey Response Database, go to the Career Services’ main web page (<http://hire.unlv.edu>) and click “Reports” in upper right. We use the commercial software program “Survey Monkey” to gather the data and report the responses from our graduates. This system enables you to filter the responses by college, major, graduation date, etc., so you can see only the responses in which you’re interested.

CAREER, SALARY OFFERS & JOB STATUS
OF RESPONDENTS FOR THE COLLEGE OF BUSINESS

	All	Business
Currently Employed	70%	75%
Career-related Current Employment	69%	65%
Used UNLV CareerLink (Job Search System)	32%	56%
Received Career Offers through OCR	12%	24%
Salary Offers - High:	\$150,000	\$100,000
Average :	\$42,921	\$43,456
Low :	\$13,000	\$21,840
Actively Pursuing Graduate Studies	21%	23%

Listing Of Job Offers Accepted

Company Name	Job Title	City	State	Salary
ADP	District Associate	Las Vegas	NV	\$75,000
American General Financial Services	Financial Representative	Las Vegas	NV	\$24,960
AXA Equitable	Financial Advisor	Las Vegas	NV	\$55,000
BDO Seidman	Staff Accountant	Las Vegas	NV	\$48,500
Bureau of Land Management	Wildland Fire Engine Captain	Las Vegas	NV	\$60,000
Bureau of Land Management	Wildland Fire Engine Captain	Las Vegas	NV	\$60,000
Campbell Group	Tax Coordinator	Portland	OR	\$42,500
CC Construction	IT Specialist/Estimator	Las Vegas	NV	\$30,160
Celebrations Bridal	Sales Manager	Las Vegas	NV	\$24,960
Choi, Kim and Park, LLP	Staff Accountant	Montgomery	AL	\$40,000
Christian Dior	Sales Associate	Las Vegas	NV	\$24,960
CKP public account firm	Accountant			\$30,000
Clarion Mortgage Capital	Loan Specialist	Las Vegas	NV	\$50,000
Clear Channel Broadcasting	Assistant Controller / Payroll Manager	Las Vegas	NV	\$51,000
Costco Wholesale	Marketing Representative	Henderson	NV	\$45,000

De Joya Griffith	Staff Accountant	Henderson	NV	\$37,000
Deloitte	Staff Tax	Las Vegas	NV	\$45,000
Deloitte & Touche	Auditor	Las Vegas	NV	\$48,000
Deloitte & Touche	Staff Auditor	Las Vegas	NV	\$48,000
Deloitte & Touche	Tax Consultant	Las Vegas	NV	\$49,000
El Cortez Hotel/Casino	Slot Floor Person	Las Vegas	NV	\$20,800
Ernst & Young	Staff Auditor			\$46,000
Ernst & Young	Staff Accountant	Las Vegas	NV	\$48,000
Ernst & Young	Auditor	Las Vegas	NV	\$52,000
Ernst & Young LLP	Staff Auditor I	Las Vegas	NV	\$48,000
Excalibur	Head Electrician	Las Vegas	NV	\$65,000
French Connection	Co-Manager	Las Vegas	NV	\$45,000
Gamett and King CPA's	Tax Intern	Henderson	NV	\$33,280
Gizno Gear	Marketing/Sales	Las Vegas	NV	\$31,200
Global Foods, INC	Food Buyer	Las Vegas	NV	\$40,000
Home Depot	Operations Manager	Las Vegas	NV	\$52,000
Housing Helpers	Rental Agent	Las Vegas	NV	\$24,960
Internal Revenue Service	Revenue Agent	Las Vegas	NV	\$35,752
JMB Construction Inc	Administrative Assistant	Las Vegas	NV	\$26,000
Johnson Controls	Engineer	Las Vegas	NV	\$40,000
Kafoury, Armstrong & Co	Staff Account	Las Vegas	NV	\$101,920
Las Vegas Convention & Visitors Authority	Management Analyst	Las Vegas	NV	\$55,000
Las Vegas Valley Water District		Las Vegas	NV	\$60,000
Lightolier	Outside Sale Rep.	Denver	Co	\$50,000
Lynda R. Keeton CPA	Auditor	Las Vegas	NV	\$35,000
Marshall Retail Group	Merchandise Coordinator	Las Vegas	NV	\$22,880
MGM GRAND HOTEL AND CASINO	Front Desk Agent	Las Vegas	NV	\$33,904
MGM Grand Hotel Casino	Audit Clerk	Las Vegas	NV	\$26,021
MGM Mirage	Management Associate	Las Vegas	NV	\$35,000
MGM MIRAGE	Internal Auditor	Las Vegas	NV	\$43,500
Moneytree	Manager	Las Vegas	NV	\$50,000
N9NE Group	Bar Porter/ Bottle Runner/ Bar Back	Las Vegas	NV	\$75,000
Nevada Gaming Control Board	Auditor	Las Vegas	NV	\$49,787
New Market Advisors	Agent	Las Vegas	NV	\$27,000
Nye County School District	Teacher	Pahrump	NV	\$56,000

PBS&J	Accounts Payable Clerk II	Henderson	NV	\$27,040
PBTK	Accountant - Tax	Las Vegas	NV	\$58,000
PBTK CPA firm	forensic analyst	Las Vegas	NV	\$40,000
PricewaterhouseCoopers LLP	Staff Auditor	Las Vegas	NV	\$49,000
Rebecca Sturgiss Insurance Co	Insurance Agent	Las Vegas	NV	\$45,000
Red Rock Hotel	Staff Accountant	Las Vegas	NV	\$31,000
REMAX Associates	REALTOR / Assistant	Henderson	NV	\$40,000
Rich Whiteman & Co.	Junior Accountant	Las Vegas	NV	\$45,000
Ritz-Carlton	Assistant Controller	Lake Las Vegas	NV	\$48,000
RSM McGladrey	Tax Associate	Las Vegas	NV	\$48,100
Russo Group	Customer Service	Las Vegas	NV	\$20,000
Station Casinos	Front Desk Clerk/Relief Manager	Henderson	NV	\$37,003
Station Casinos	Database Marketing Manager	Las Vegas	NV	\$58,000
T-Mobile	Retail Store Manager	Las Vegas	NV	\$58,000
Transportation Security Administration	Security Officer/Assistant Training Instructor	Las Vegas	NV	\$32,817
UNLV	Public Service Intern	Las Vegas	NV	\$34,000
US Army	Infantry Officer/ Pilot Cadet	Fort Bening	GA	\$150,000
WaMu	Assistant Manager	Las Vegas	NV	\$50,000
WaMu	Asst Manager	Las Vegas	NV	\$50,000