

# COLLEGE OF FINE ARTS SUMMARY: UNLV CAREER OUTCOMES 2007 - 2008

Summary of the Career Outcomes Survey conducted by Career Services staff after graduation

## Top 5 Majors of Respondents

1. Film
2. Art
3. Music
4. Theatre
5. Architecture

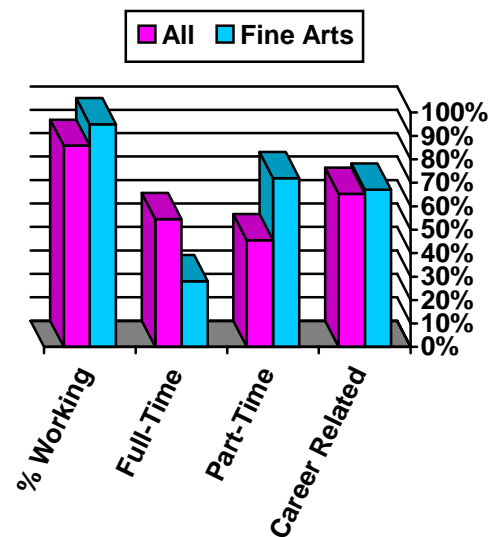
### Total Respondents from College of Fine Arts = 38

Undergraduates: 32/38 = 84%  
 Graduates: 4/38 = 16%

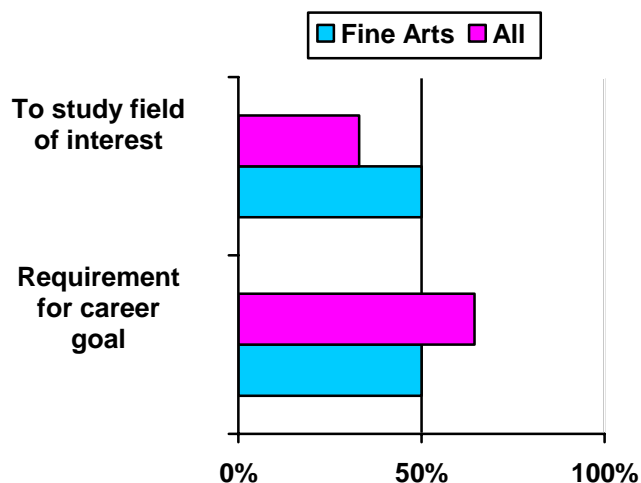
### Percentage of Fine Arts Graduating Class Represented by Survey

All: 38/298 = 13%  
 Undergraduates: 32/232 = 14%  
 Graduates: 4/66 = 6%

## Employment Status of While in School



## Primary Reason for Pursuing a Degree



### CAREER EXPERIENCE CAN MAKE A DIFFERENCE!

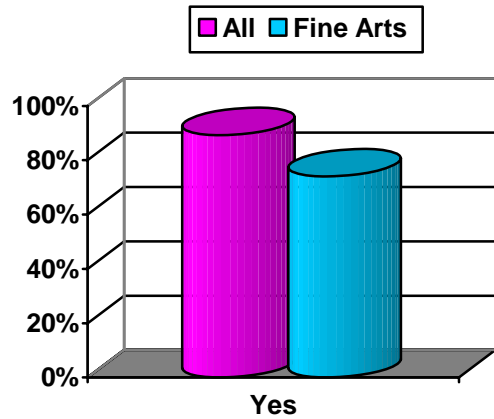
For College of Fine Arts graduates, 95% of respondents indicated they worked while attending school, above the average for all students (86%). Of those who did work, only 28% characterized their work as primarily full-time, below the 55% average for all students.

Of the Fine Arts graduates who reported working while in school, 67% said their pre-graduation employment was related to their field of study. Students with career-related experience develop marketable skills and networks of employer contacts leading to greater success in their career searches upon graduation.

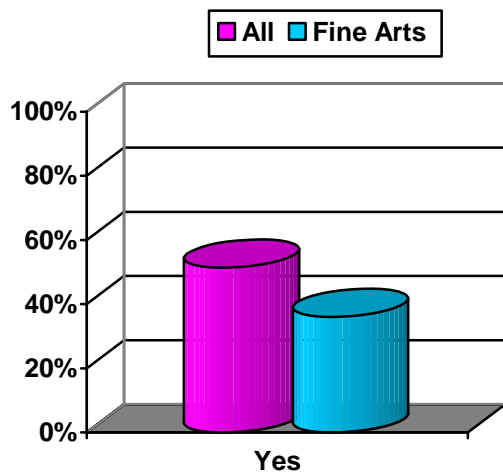
### TOP 7 CAREER SERVICES UTILIZED BY FINE ARTS STUDENTS

- #1 **"Backpacks to Briefcases"** Career Handbook
- #2 Career Services' main web page
- #3 Walk-in Resume Critique
- #4 Met with a Career Counselor
- #5 In-office Career Library
- #6 UNLV Career Day (Spring)
- #7 Interview Savvy/Employer Panel

**Do you believe your UNLV education has prepared you for your chosen profession?**



**Did the degree you recently completed through UNLV help you obtain, enhance your status in and/or make you eligible for promotion in your current position?**



**JOB OUTLOOK:  
Continued Improvement!**

The job market for 2007 – 2008 graduates continued to be good, with an increased number of employer visits seeking UNLV students and alumni over the previous year. Overall On-Campus Recruiting (OCR) interview opportunities increased slightly over last year. Of OCR employers screening for majors, 5% targeted Fine Arts majors (see Employer Activities Report 2007-2008 on our website under “Reports”); 8% of survey respondents from the College of Fine Arts reported receiving offers through OCR. **Fine Arts graduates reported a 69% employment rate (average 70%), and 52% career-related employment (average 69%).** In addition, 75% of the respondents who identified themselves as unemployed were **not** currently seeking employment, of which 33% were actively seeking grad school.

Also of note: 36% of College of Fine Arts respondents felt their degree helped them obtain their position or get a promotion, compared to the average of 51% for all respondents. Fine Arts respondents identified our career handbook, website, and Walk-In Resume Critique as the top tools they utilized from Career Services.

Students are advised to use all available tools in their job searches, including **UNLV CareerLink**, our online recruiting management system that includes job and internship postings, Resume Books, and On-Campus Recruiting. In addition we host career fairs three times a year, providing great opportunities for networking and researching current and future employment and internship opportunities.

**NEED MORE INFO?  
<http://hire.unlv.edu>**

To access the 2007–2008 Graduating Students Survey Response Database, go to the Career Services’ main web page (<http://hire.unlv.edu>) and click “Reports” in upper right. We use the commercial software program “Survey Monkey” to gather the data and report the responses from our graduates. This system enables you to filter the responses by college, major, graduation date, etc., so you can see only the responses in which you’re interested.

**CAREER, SALARY OFFERS & JOB STATUS OF RESPONDENTS FOR THE  
COLLEGE OF FINE ARTS**

	<b>All</b>	<b>Fine Arts</b>
<b>Currently Employed</b>	70%	69%
<b>Career-related Current Employment</b>	69%	52%
<b>Used UNLV CareerLink (Job Search System)</b>	32%	29%
<b>Received Career Offers through OCR</b>	12%	4%
<b>Salary Offers – High:</b>	\$150,000	\$49,920
<b>Average:</b>	\$42,921	\$32,509
<b>Low:</b>	\$13,000	\$22,880
<b>Actively Pursuing Graduate Studies</b>	21%	33%

**Listing Of Job Offers Accepted**

<b>Company Name</b>	<b>Job Title</b>	<b>City</b>	<b>State</b>	<b>Salary</b>
City of Henderson, Community Development	Community Development Intern	Henderson	NV	\$26,000
Clark County School District	Teacher	Las Vegas	NV	\$30,000
Clark County School District	Graphic Artist	Las Vegas	NV	\$49,920
Mandalay Bay	Front Desk	Las Vegas	NV	\$25,709
Self Employed	Free Lance Production Assistant	Las Vegas	NV	\$39,000
Steelman Partners	Lighting Assistant	Las Vegas	NV	\$39,796
Transportation Security Administration	Transport Security Officer	Las Vegas	NV	\$26,770
UNLV	Enrollment Services Rep.	Las Vegas	NV	\$22,880