

COLLEGE OF LIBERAL ARTS SUMMARY: UNLV CAREER OUTCOMES 2007 - 2008

Summary of the Career Outcomes Survey conducted by Career Services staff after graduation

Top 6 Majors of Respondents

1. Psychology
2. Political Science
3. English
4. History
5. Anthropology
6. Sociology

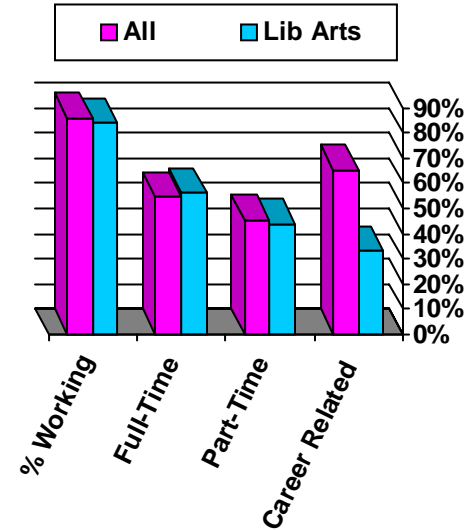
Total Respondents from Liberal Arts = 122

Undergraduates: 109/122 = 87%
 Graduates: 13/122 = 13%

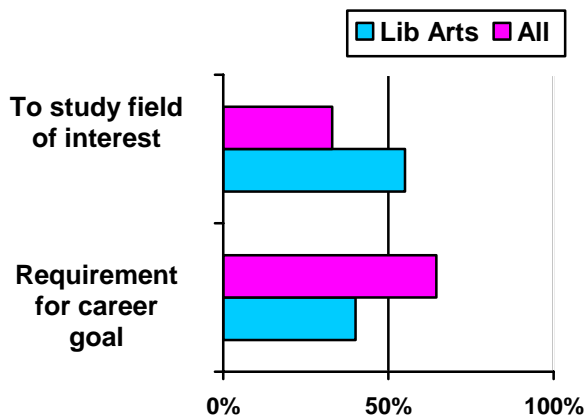
Percentage of Liberal Arts Graduating Class Represented by Survey

All: 122/701 = 17%
 Undergraduates: 109/637 = 17%
 Graduates: 13/64 = 20%

Employment Status While in School



Primary Reason for Pursuing a Degree



CAREER EXPERIENCE CAN MAKE A DIFFERENCE!

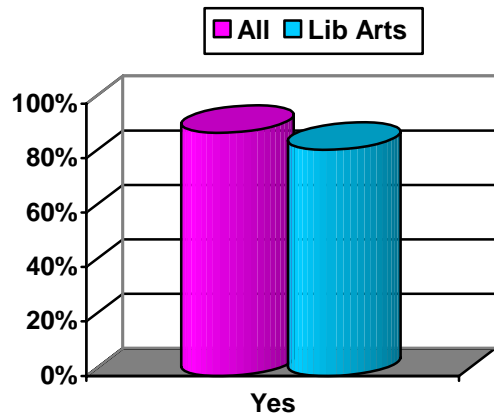
For College of Liberal Arts graduates, 84% of respondents indicated they worked while attending school, about the average for all students (86%). Of those who did work, 56% characterized their work as primarily full-time, slightly above the average for all students.

Of the Liberal Arts graduates who reported working while in school, 33% said their pre-graduation employment was related to their field of study. Students with career-related experience develop marketable skills and networks of employer contacts leading to greater success in their career searches upon graduation.

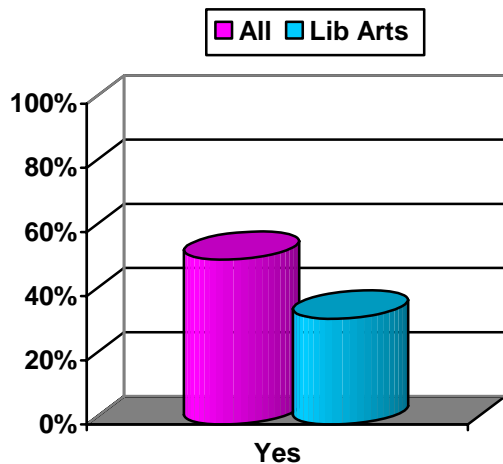
TOP 7 CAREER SERVICES UTILIZED BY LIBERAL ARTS STUDENTS

- #1 **"Backpacks to Briefcases"**
Career Handbook
- #2 Career Services' main web-page
- #3 UNLV Career Day (Spring)
- #4 Met with a Career Counselor
- #5 In-office Career Library
- #6 Walk-In Resume Critique
- #7 In-class presentation by staff member

Do you believe your UNLV education has prepared you for your chosen profession?



Did the degree you recently completed through UNLV help you obtain, enhance your status in and/or make you eligible for promotion in your current position?



**JOB OUTLOOK:
Continued Improvement!**

The job market for 2007 – 2008 graduates continued to be good, with an increased number of employer visits seeking UNLV students and alumni over the previous year. Overall On-Campus Recruiting (OCR) interview opportunities increased slightly over last year. Of OCR employers screening for majors, 13% targeted Liberal Arts majors (see Employer Activities Report 2007-2008 on our website under “Reports”); 8% of survey respondents from the College of Liberal Arts reported receiving offers through OCR. **Liberal Arts majors reported a 64% employment rate (average 70%), and 38% career-related employment (average 69%).** In addition, 70% of the respondents who identified themselves as unemployed were **not** currently seeking employment, of which 37% were actively seeking grad school.

Also of note: 33% of College of Liberal Arts respondents felt their degree helped them obtain their position or get a promotion, compared to the average of 51% for all respondents. Liberal Arts respondents identified our career handbook, website, and annual Spring Career Day as the top tools they utilized from Career Services.

Students are advised to use all available tools in their job searches, including **UNLV CareerLink**, our online recruiting management system that includes job and internship postings, Resume Books, and On-Campus Recruiting. In addition we host career fairs three times a year, providing great opportunities for networking and researching current and future employment and internship opportunities.

**NEED MORE INFO?
<http://hire.unlv.edu>**

To access the 2007–2008 Graduating Students Survey Response Database, go to the Career Services’ main web page (<http://hire.unlv.edu>) and click “Reports” in upper right. We use the commercial software program “Survey Monkey” to gather the data and report the responses from our graduates. This system enables you to filter the responses by college, major, graduation date, etc., so you can see only the responses in which you’re interested.

CAREER, SALARY OFFERS & JOB STATUS OF RESPONDENTS FOR THE COLLEGE LIBERAL ARTS

| | All | Liberal Arts |
|---|------------|---------------------|
| Currently Employed | 70% | 64% |
| Career-related Current Employment | 69% | 38% |
| Used UNLV CareerLink (Job Search System) | 32% | 21% |
| Received Career Offers through OCR | 12% | 8% |
| Salary Offers – High: | \$150,000 | \$85,000 |
| Average: | \$42,921 | \$37,072 |
| Low: | \$13,000 | \$15,184 |
| Actively Pursuing Graduate Studies | 21% | 37% |

Listing Of Job Offers Accepted

| Company Name | Job Title | City | State | Salary |
|--|----------------------------------|-------------|--------------|---------------|
| Armenian Assembly of Congressional Relations America | Associates | Washington | DC | \$28,000 |
| Bally's Hotel Casino | Dealer | Las Vegas | NV | \$36,400 |
| Best Buy | Computer Technician | Las Vegas | NV | \$34,840 |
| Caesar's Palace | Cocktail Server | Las Vegas | NV | \$24,045 |
| Cashman | Photographer | Las Vegas | NV | \$24,000 |
| City of Las Vegas Dept. of Leisure Services | Leisure Services Coordinator | Las Vegas | NV | \$60,000 |
| City of Las Vegas -DLS | Leisure Services Coordinator | Las Vegas | NV | \$60,000 |
| Clark County School District | Teacher | Las Vegas | NV | \$34,000 |
| Clark County School District | Teacher | Las Vegas | NV | \$35,000 |
| Clark County School District | Psychological Services Assistant | Las Vegas | NV | \$43,680 |
| Clark County Social Service | Administrative Secretary | Las Vegas | NV | \$40,000 |
| Clark County-Las Vegas Justice Court | Legal Office Specialist | Las Vegas | NV | \$45,000 |
| Desert Audi | Warranty Administrator | Las Vegas | NV | \$60,000 |
| Eagle Quest of Nevada | Case Manager | Las Vegas | NV | \$31,500 |
| Ethel M. Chocolates | Food Buyer | Henderson | NV | \$31,200 |

| | | | | |
|--|---|-----------|----|----------|
| Great Basin College | English Instructor | Pahrump | NV | \$55,000 |
| Hand Cash/ Century Theatres | Loan Officer/ Assistant Manager | Las Vegas | NV | \$33,154 |
| Las Vegas Hilton | Engineer | Las Vegas | NV | \$51,000 |
| Law office of P.M. Erickson | Legal Assistant | Las Vegas | NV | \$31,200 |
| Lightolier | Sales | Las Vegas | NV | \$35,000 |
| LVMPD | Supply Tech | Las Vegas | NV | \$36,000 |
| LVMPD | Crime Scene Analyst I | Las Vegas | NV | \$43,599 |
| Margaritaville | Food Server | Las Vegas | NV | \$42,000 |
| MGM Mirage | Account Executive, Internet Marketing | Las Vegas | NV | \$40,000 |
| MGM Mirage Bellagio | 21 Dealer | Las Vegas | NV | \$75,000 |
| Nordstrom | Sales | Las Vegas | NV | \$30,000 |
| NSBDC | Intake Coordinator | Las Vegas | NV | \$25,000 |
| Palms Casino Resort | Front Desk Agent | Las Vegas | NV | \$28,000 |
| Palms Casino Resort | Sales Coordinator | Las Vegas | NV | \$30,000 |
| Palms Resort Casino | Front Desk Agent | Las Vegas | NV | \$32,760 |
| Parmenides Publishing | Editorial Asst | Las Vegas | NV | \$41,600 |
| Perini Building Company | Document Control Coordinator | Las Vegas | NV | \$38,000 |
| Planned Parenthood | Health Center Assistant | Las Vegas | NV | \$22,880 |
| Political Campaign | Field Director | Las Vegas | NV | \$31,200 |
| Quality Investigations | Security Officer | Las Vegas | NV | \$24,960 |
| REM Nevada | Developmental Specialist | Las Vegas | NV | \$23,000 |
| Sante Fe Mining Co | Cook | Las Vegas | NV | \$22,880 |
| SelectBuild | Accounting | Las Vegas | NV | \$32,864 |
| Self Employed | Entertainer | Las Vegas | NV | \$85,000 |
| Sephora | Make Up Artist | Las Vegas | NV | \$28,080 |
| Starbucks | Sales Associate | Las Vegas | NV | \$15,184 |
| Target and Independent | Retail Associate and ABA Therapist | Las Vegas | NV | \$15,600 |
| UNLV - Center for Academic Enrichment and Outreach | Assistant Director for Adult Educational Services | Las Vegas | NV | \$51,000 |
| Walters Golf | Assistant Valet Manager | Las Vegas | NV | \$17,680 |
| Wells Fargo Bank | Business Associate | Las Vegas | NV | \$50,000 |
| Wells Fargo Financial | Credit Manager | Las Vegas | NV | \$30,000 |