

SCHOOL OF PUBLIC HEALTH SUMMARY: UNLV CAREER OUTCOMES 2007 - 2008

Summary of the Career Outcomes Survey conducted by Career Services staff after graduation

Top 3 Majors of Respondents

1. Health Promotion
2. Health Care Administration
3. Public Health

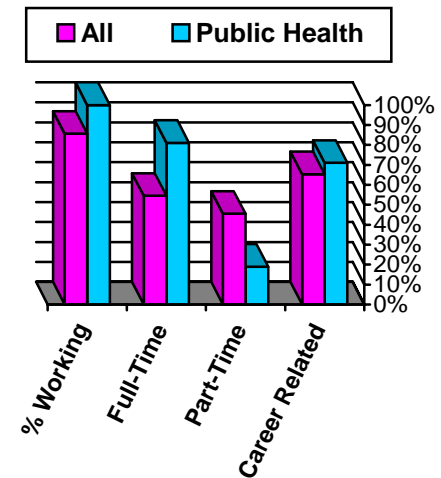
Total Respondents from the School of Public Health = 23

Undergraduates: 7/23 = 30%
 Graduates: 16/23 = 70%

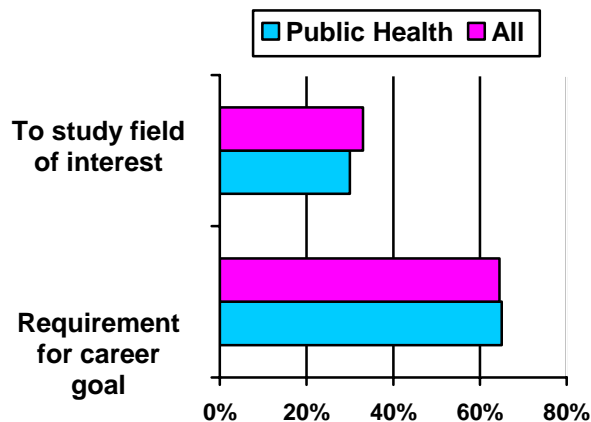
Percentage of School of Public Health Graduating Class Represented by Survey

All: 23/63 = 37%
 Undergraduates: 7/23 = 30%
 Graduates: 16/40 = 40%

Employment Status While in School



Primary Reason for Pursuing a Degree



CAREER EXPERIENCE CAN MAKE A DIFFERENCE!

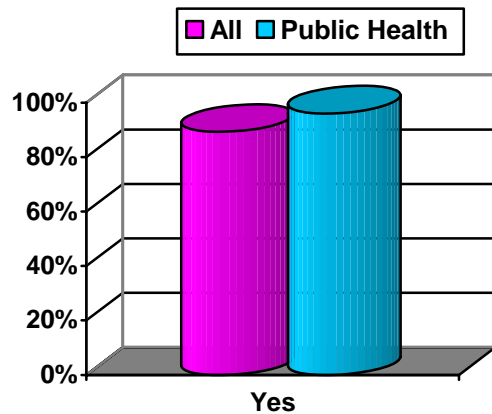
For School of Public Health graduates, 100% of respondents indicated they worked while attending school, above the average for all students (86%). Of those who did work, 81% characterized their work as primarily full-time, the highest for all schools and colleges and almost twice the average of 55% for all students.

Of the Public Health graduates who reported working while in school, 71% said their pre-graduation employment was related to their field of study. Students with career-related experience develop marketable skills and networks of employer contacts leading to greater success in their career searches upon graduation.

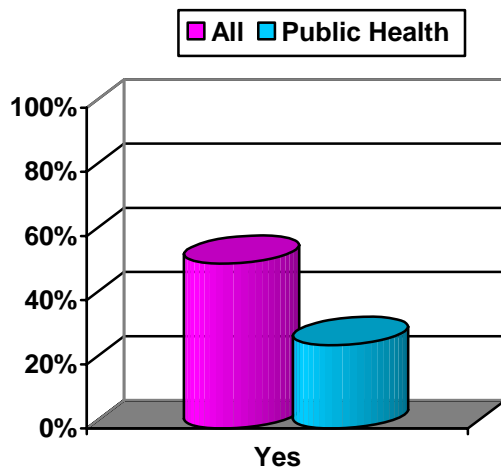
TOP 7 CAREER SERVICES UTILIZED BY PUBLIC HEALTH STUDENTS

- #1 In-class presentation by staff member
- #2 Career Services' main web-page
- #3 In-office Computer Lab
- #4 Met with a Career Counselor
- #5 Walk-in resume critique
- #6 DISCOVER career assessment
- #7 **"Backpacks to Briefcases"** Career Handbook

Do you believe your UNLV education has prepared you for your chosen profession?



Did the degree you recently completed through UNLV help you obtain, enhance your status in and/or make you eligible for promotion in your current position?



**JOB OUTLOOK:
Continued Improvement!**

The job market for 2007 – 2008 graduates continued to be good, with an increased number of employer visits seeking UNLV students and alumni over the previous year. Overall On-Campus Recruiting (OCR) interview opportunities increased slightly over last year; 17% of survey respondents from the School of Public Health reported receiving offers through OCR. **Public Health graduates reported an 86% employment rate (average 70%), and 63% career-related employment (average 69%).** In addition, 50% of the respondents who identified themselves as unemployed were not currently seeking employment, of which 14% were actively seeking grad school.

Also of note: 26% of School of Public Health respondents felt their degree helped them obtain their position or get a promotion, compared to the average of 51% for all respondents. Public Health respondents identified our in-class presentation by staff members, website, and in-office computer lab as the top tools they utilized from Career Services.

Students are advised to use all available tools in their job searches, including **UNLV CareerLink**, our online recruiting management system that includes job and internship postings, Resume Books, and On-Campus Recruiting. In addition we host career fairs three times a year, providing great opportunities for networking and researching current and future employment and internship opportunities.

**NEED MORE INFO?
<http://hire.unlv.edu>**

To access the 2007–2008 Graduating Students Survey Response Database, go to the Career Services' main web page (<http://hire.unlv.edu>) and click "Reports" in upper right. We use the commercial software program "Survey Monkey" to gather the data and report the responses from our graduates. This system enables you to filter the responses by college, major, graduation date, etc., so you can see only the responses in which you're interested.

**CAREER, SALARY OFFERS & JOB STATUS OF RESPONDENTS FOR THE
SCHOOL OF PUBLIC HEALTH**

	All	Health Sciences
Currently Employed	70%	86%
Career-related Current Employment	69%	63%
Used UNLV CareerLink (Job Search System)	32%	25%
Received Career Offers through OCR	12%	17%
Salary Offers – High:	\$150,000	\$54,000
Average:	\$42,921	\$38,544
Low:	\$13,000	\$25,750
Actively Pursuing Graduate Studies	21%	14%

Listing of Job Offers Accepted

Company Name	Job Title	City	State	Salary
Anthem BCBS	Large Group Underwriter	Las Vegas	NV	\$37,000
Boyd Corporation	Corporate Reservations Clerk	Las Vegas	NV	\$32,000
MediFit Corporate Services	Health & Fitness Specialist	Las Vegas	NV	\$25,750
NSTec	Industrial Hygiene Technician	Las Vegas	NV	\$54,000
Sunrise Hospital and Medical Center	Clinical Dietitian/Outpatient Dietitian	Las Vegas	NV	\$45,000
University Medical Center	Nutrition Assistant	Las Vegas	NV	\$27,602
University of Nevada School of Medicine, University Health Systems	Project Manager	Las Vegas	NV	\$47,000
UNLV	Microbiologist	Las Vegas	NV	\$40,000