

COLLEGE OF SCIENCES SUMMARY: UNLV CAREER OUTCOMES 2007 - 2008

Summary of the Career Outcomes Survey conducted by Career Services staff after graduation

Top 5 Majors of Respondents

1. Biological Sciences
2. Biochemistry
3. Environmental Studies/Science
4. Geoscience
5. Mathematical Sciences

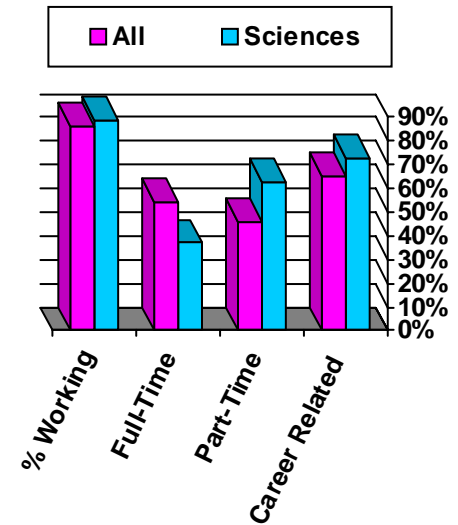
Total Respondents from College of Sciences = 45

Undergraduates: 35/45 = 78%
Graduates: 10/45 = 22%

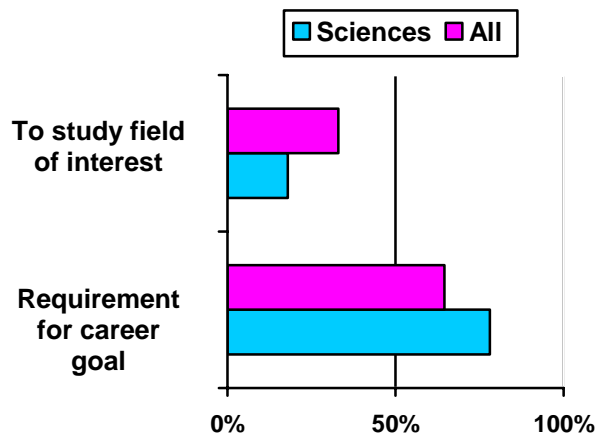
Percentage of College of Sciences Graduating Class Represented by Survey

All: 45/240 = 19%
Undergraduates: 35/192 = 18%
Graduates: 10/48 = 21%

Employment Status While in School



Primary Reason for Pursuing a Degree



CAREER EXPERIENCE CAN MAKE A DIFFERENCE!

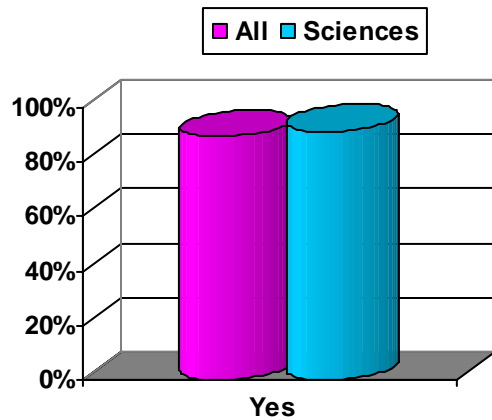
For College of Science graduates, 89% of respondents indicated they worked while attending school, slightly above the average for all students (86%). Of those who did work, 37% characterized their work as primarily full-time, below the average for all students (55%).

Of the Science graduates who reported working while in school, 73% said their pre-graduation employment was related to their field of study. Students with career-related experience develop marketable skills and networks of employer contacts leading to greater success in their career searches upon graduation.

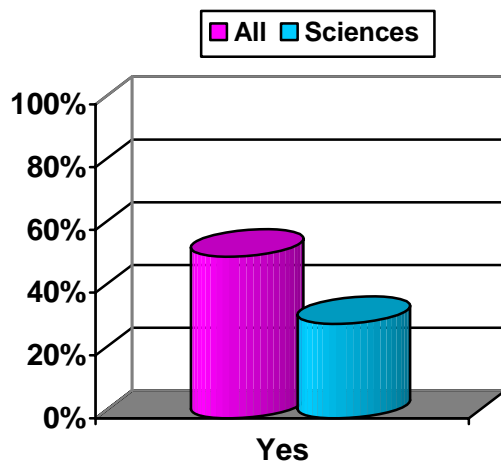
TOP 7 CAREER SERVICES UTILIZED BY SCIENCES STUDENTS

- #1 UNLV Career Day (Spring)
- #2 "**Backpacks to Briefcases**" Career Handbook
- #3 In-office Computer Lab
- #4 In-Class presentation by staff member
- #5 Met with a Career Counselor
- #6 Career Services' main web-page
- #7 Mock Interview

Do you believe your UNLV education has prepared you for your chosen profession?



Did the degree you recently completed through UNLV help you obtain, enhance your status in and/or make you eligible for promotion in your current position?



**JOB OUTLOOK:
Continued Improvement!**

The job market for 2007 – 2008 graduates continued to be good, with an increased number of employer visits seeking UNLV students and alumni over the previous year. Overall On-Campus Recruiting (OCR) interview opportunities increased slightly over last year; 4% of survey respondents from the College of Science reported receiving offers through OCR. **Science majors reported a 67% employment rate (average 70%), and 59% career-related employment (average 69%).** In addition, 76% of the respondents who identified themselves as unemployed were not currently seeking employment, of which 43% were actively seeking grad school

Also of note: 30% of College of Science respondents felt their degree helped them obtain their position or get a promotion, compared to the average of 51% for all respondents. Science respondents identified our annual Spring Career Day, career handbook, and in-office Computer Lab as the top tools they utilized from Career Services.

Students are advised to use all available tools in their job searches, including **UNLV CareerLink**, our online recruiting management system that includes job and internship postings, Resume Books, and On-Campus Recruiting. In addition we host career fairs three times a year, providing great opportunities for networking and researching current and future employment and internship opportunities.

**NEED MORE INFO?
<http://hire.unlv.edu>**

To access the 2007–2008 Graduating Students Survey Response Database, go to the Career Services' main web page (<http://hire.unlv.edu>) and click "Reports" in upper right. We use the commercial software program "Survey Monkey" to gather the data and report the responses from our graduates. This system enables you to filter the responses by college, major, graduation date, etc., so you can see only the responses in which you're interested.

**CAREER, SALARY OFFERS & JOB STATUS OF RESPONDENTS FOR THE
COLLEGE OF SCIENCES**

	All	Sciences
Currently Employed	70%	67%
Career-related Current Employment	69%	59%
Used UNLV CareerLink (Job Search System)	32%	23%
Received Career Offers through OCR	12%	4%
Salary Offers – High:	\$150,000	\$115,000
Average:	\$42,921	\$44,907
Low:	\$134,000	\$13,000
Actively Pursuing Graduate Studies	21%	43%

Listing of Job Offers Accepted

Company Name	Job Title	City	State	Salary
Bechtel SAIC LLC	Mining Engineer	Las Vegas	NV	\$59,000
CH2M Hill	Staff Consultant	Las Vegas	NV	\$50,000
Clark County School District	Mathematics Teacher	Las Vegas	NV	\$41,000
Clatsop County Oregon	Planner	Astoria	OR	\$29,804
Converse Consultants	Staff Geologist	Las Vegas	NV	\$43,000
CVS	Pharmacy Technician	Henderson	NV	\$22,880
CVS Pharmacy	Pharm. Tech	Las Vegas	NV	\$31,242
Department of Energy	Federal Project Manager	Las Vegas	NV	\$115,000
Desert Springs Hospital	Registered Nurse	Las Vegas	NV	\$56,160
Doctor's Office	Receptionist	Las Vegas	NV	\$27,040
Nevada Internet Corporation	Consultant	Las Vegas	NV	\$60,000
Olive Garden	Server	Las Vegas	NV	\$13,000
Summerlin Hospital	Unit Coordinator	Las Vegas	NV	\$34,320
UNLV	Program Coordinator of Data Mgmt	Las Vegas	NV	\$19,200
UNLV	Radiological Safety Tech	Las Vegas	NV	\$45,900
USAA	Leading Market Analyst	San Antonio	TX	\$105,000
Venetian	Cocktail Server	Las Vegas	NV	\$24,794
Walgreens	Pharmacy Tech	Las Vegas	NV	\$20,800
Western Illinois University	Assistant University	Macomb	IL	\$48,000