

UNIVERSITY COLLEGE SUMMARY: UNLV CAREER OUTCOMES 2007 - 2008

Summary of the Career Outcomes Survey conducted by Career Services staff after graduation

Top Major of Respondents

1. University Studies

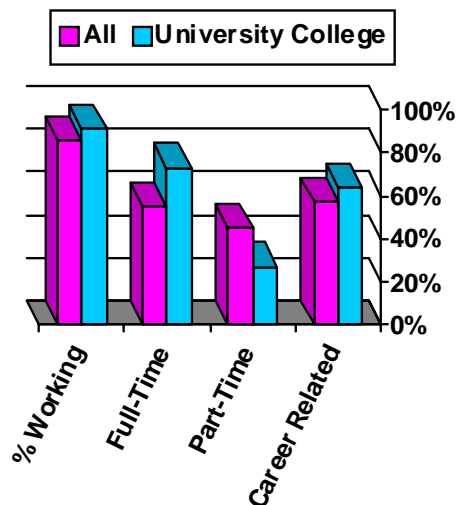
Total Respondents from University College = 31

Undergraduates: 31/31 = 100%

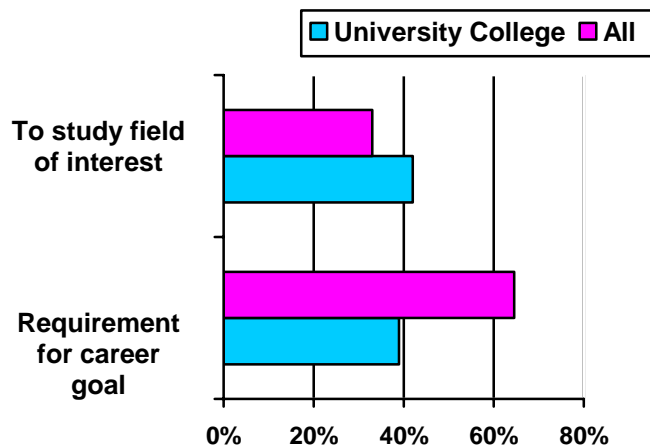
Percentage of University College Graduating Class Represented by Survey

All: 31/133 = 23%

Employment Status While in School



Primary Reason for Pursuing a Degree



CAREER EXPERIENCE CAN MAKE A DIFFERENCE!

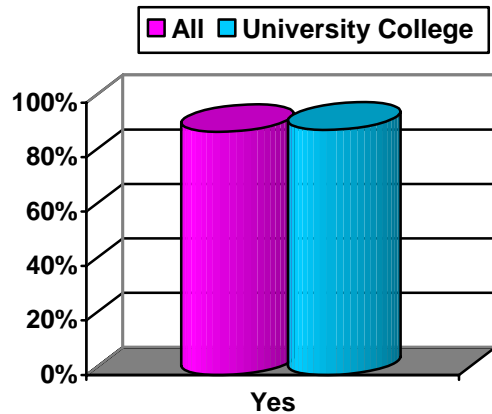
For University College graduates, 87% of respondents indicated they worked while attending school, about the average for all students (86%). Of those who did work, 64% characterized their work as primarily full-time, above the average for all students (55%).

Of the University College graduates who reported working while in school, 46% said their pre-graduation employment was related to their field of study. Students with career-related experience develop marketable skills and networks of employer contacts leading to greater success in their career searches upon graduation.

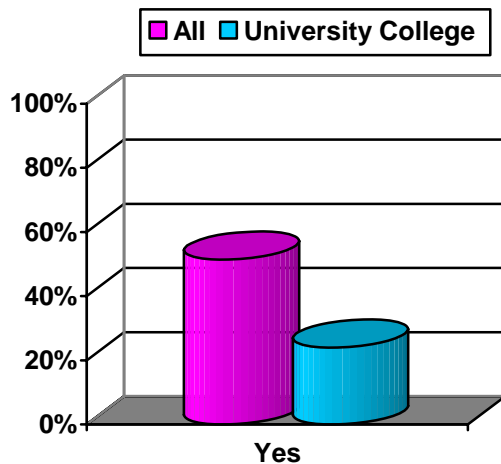
TOP 7 CAREER SERVICES UTILIZED BY UNIVERSITY COLLEGE STUDENTS

- #1 "Backpacks to Briefcases" Career Handbook
- #2 UNLV Career Day (Spring)
- #3 In-class presentation by staff member
- #4 Met with a Career Counselor
- #5 Career services' main web-page
- #6 In-office Computer Lab
- #7 DISCOVER career assessment

Do you believe your UNLV education has prepared you for your chosen profession?



Did the degree you recently completed through UNLV help you obtain, enhance your status in and/or make you eligible for promotion in your current position?



JOB OUTLOOK: Continued Improvement!

The job market for 2007 – 2008 graduates continued to be good, with an increased number of employer visits seeking UNLV students and alumni over the previous year. Overall On-Campus Recruiting (OCR) interview opportunities increased slightly over last year. Of OCR employers screening for majors, 13% targeted University College majors (see Employer Activities Report 2007-2008 on our website under "Reports"). **University Studies majors reported a 62% employment rate (average 70%), and 38% career-related employment (average 69%).** In addition, 14% of the respondents who identified themselves as unemployed were **not** currently seeking employment, of which 21% were actively seeking grad school.

Also of note: 24% of University College respondents felt their degree helped them obtain their position or get a promotion, compared to the average of 51% for all respondents. University College respondents identified our career handbook, annual Spring Career Day, and in-class presentation by staff member as the top tools they utilized from Career Services.

Students are advised to use all available tools in their job searches, including **UNLV CareerLink**, our online recruiting management system that includes job and internship postings, Resume Books, and On-Campus Recruiting. In addition we host career fairs three times a year, providing great opportunities for networking and researching current and future employment and internship opportunities.

NEED MORE INFO? <http://hire.unlv.edu>

To access the 2007–2008 Graduating Students Survey Response Database, go to the Career Services' main web page (<http://hire.unlv.edu>) and click "Reports" in upper right. We use the commercial software program "Survey Monkey" to gather the data and report the responses from our graduates. This system enables you to filter the responses by college, major, graduation date, etc., so you can see only the responses in which you're interested.

CAREER, SALARY OFFERS & JOB STATUS OF RESPONDENTS FOR THE UNIVERSITY COLLEGE

	All	University College
Currently Employed	70%	62%
Career-related Current Employment	69%	38%
Used UNLV CareerLink (Job Search System)	32%	38%
Received Career Offers through OCR	12%	0%
Salary Offers – High:	\$150,000	\$100,000
Average:	\$42,921	\$39,963
Low:	\$13,000	\$22,880
Actively Pursuing Graduate Studies	21%	21%

Listing Of Job Offers Accepted

Company Name	Job Title	City	State	Salary
AXA Financial	Financial Advisor	Bellevue	WA	\$100,000
Best In The Desert	Office Manager	Las Vegas	NV	\$24,960
Easter Seals Southern Nevada	Lead Teacher	Las Vegas	NV	\$23,920
Gap Inc.	Stock Supervisor	Las Vegas	NV	\$26,520
Lululemon	Keyholder	Las Vegas	NV	\$22,880
Mandalay Bay	Captain	Las Vegas	NV	\$45,000
MPI	Security	Las Vegas	NV	\$22,880
Nevada Development Authority	Financial Coordinator	Las Vegas	NV	\$40,000
Potter Law Officers	Legal Assistant	Las Vegas	NV	\$29,120
RMC Design + Planning Inc.	Chief Financial Officer	Henderson	NV	\$30,000
Self Employed	Graphic Artist	Henderson	NV	\$50,000
State of Nevada	Supervisor	Las Vegas	NV	\$33,000
Verizon Wireless	Business Account Executive	Las Vegas	NV	\$80,000
Wynn Las Vegas	Night Club Security	Las Vegas	NV	\$31,200